

BLACKFOOT SCHOOL DISTRICT #55 PARENT SURVEY

Please take a few moments to answer the following questions regarding our school. Your input is appreciated.

Scan Card Letters:

Rubric is as follows: A=SA - Strongly Agree, B=A - Agree, C=N - Neutral, D=D - Disagree, E=SD - Strongly Disagree
(PERCENTAGES)

Scan Card Rubric:						
1.	Does your student take pride in coming to school?	74.8	21.6	2.79	.69	E
		A	B	C	D	
2.	Do you think our school is a safe environment for your child?	75.6	23.6	C ^{.69}	D	E
		A	B			
3.	Do you think that our students are disciplined in a fair and consistent manner?	65.7	27.2	7.0	D	E
		A	B	C		
4.	Do you as a parent feel welcome at our school?	79.0	18.1	2.79	D ^{.69}	E
		A	B	C		
5.	Do you feel student academic accomplishments, good attendance, and behavior are recognized at school?	72.9	25.0	2.0	D	E
		A	B	C		
6.	Do you think that our school facility is kept clean?	83.8	15.4	C ^{.07}	D	E
		A	B			
7.	Do you feel that the schools communication about your child is satisfactory?	72.0	22.3	3.0	D ^{.69}	E
		A	B	C		
8.	Do you think the student's homework assignments are adequate?	68.5	24.4	4.0	D ^{.69}	E
		A	B	C		
9.	Do you think that your child's homework is meaningful?	69.2	27.8	2.8	D	E
		A	B	C		
10.	Do you think this school has high standards for students and that as parents you know what those standards are?	63.6	30.7	5.5	D	E
		A	B	C		
11.	Do you feel that our school is meeting your student's academic needs.	71.5	25.0	2.7	D ^{.69}	E
		A	B	C		

Please list any suggestions or comments on the back. Thank you!

**BLACKFOOT SCHOOL DISTRICT #55
STUDENT SURVEY
Grades ~~3~~ 4-5**

Circle Grade: 3 4 5

Please use the following key to answer each question:

A=SA – Strongly Agree, B=A – Agree, C=N – Neutral, D=D – Disagree, E=SD – Strongly Disagree
(PERCENTAGES)

Scan Card Rubric:

A B C D E

TEACHERS

	%	%	%	%	%
1. My teachers understand my problems.	SA 45	A 31	N 21	D 1	SD 2
2. My teachers tell me when I do good work.	SA 47	A 42	N 10	D 0	SD 1
3. My teachers help me when I am having trouble.	SA 53	A 30	N 15	D 0	SD 2
4. My teachers help me want to learn new things.	SA 67	A 24	N 9	D 0	SD 0
5. My teachers help me with my schoolwork.	SA 56	A 35	N 9	D 0	SD 0
6. I need more help from someone other than my teacher.	SA 17	A 13	N 24	D 15	SD 31
7. Boys and girls are treated the same.	SA 45	A 24	N 15	D 7	SD 11

FELLOW STUDENTS

8. It is easy to make new friends at my school.	SA 31	A 32	N 25	D 5	SD 7
9. I like how students treat each other.	SA 15	A 23	N 42	D 12	SD 8

STUDENT ACTIVITIES

10. We have enough sports teams at my school.	SA 16	A 16	N 25	D 20	SD 23
11. I like having the opportunity to participate in school activities.	SA 59	A 28	N 9	D 0	SD 4
12. We have enough school events in which I can take part.	SA 33	A 35	N 23	D 6	SD 3
13. Students have a part in planning school events.	SA 34	A 33	N 20	D 4	SD 10
14. The student council has influence in suggesting school events.	SA 47	A 30	N 17	D 5	SD 0
15. The school staff listens to student ideas.	SA 27	A 35	N 28	D 5	SD 11

STUDENT ACTIVITIES

16. I feel safe at school.	SA 55	A 25	N 17	D 2	SD 1
17. I feel safe going to and from school.	SA 57	A 23	N 12	D 5	SD 2
18. I know what the school rules are.	SA 70	A 24	N 4	D 2	SD 0



BLACKFOOOT SCHOOL DISTRICT #55
STUDENT SURVEY
Grades 1-2-3

Please put an X on the face above each sentence, which shows how you feel about each statement.

Circle Grade: 1 2 3

Are you a: Boy Girl

(PERCENTAGES)

		ST
Yes	No	Sometimes
66.3%	6.9%	26.7%



1. I like school.   ST

2. I like my teachers. 89.3%  1%  9% ST

3. My teachers listen to me. 62.5%  3.2%  34.2% ST



4. I like my schoolbooks. 68.9%  6.9%  22.9% ST

5. I helped to make the rules in my class. 41%  39.5%  12.2% ST

6. My teacher tells me how I'm doing
on my schoolwork. 69.5%  4.2%  14.4% ST

7. I read or am read to at home regularly. 43.3%  9.6%  36.3% ST

8. I feel safe at school. 74.3%  9%  16.5% ST

9. I know what the school rules are. 93.5%  2%  4.2% ST

10. I help to solve problems in my class. 51.8%  7.4%  40% ST

STAFF SURVEY

Scan Card Letters:

Rubric is as follows: A=SA - Strongly Agree, B=A - Agree, B=N - Neutral, D=D - Disagree, E=SD - Strongly Disagree

Scan Card Rubric:

A	B	C	D	E
(PERCENTAGES)				

TIME AND OPPORTUNITY TO LEARN

1. All school personnel are thoroughly informed and frequently reminded of the priority of instructional time over all other programs and activities.	37.5	50	9.3	3	0
	SA	A	N	D	SD
2. Classroom instruction is guided by written curricula (district and school).	43.75	56.25	0	0	0
	SA	A	N	D	SD
3. Students are told in advance what is expected of them.	SA	A	N	D	SD
	25	50	15.6	6.25	3

ACADEMIC EXPECTATIONS ARE SET HIGH FOR ALL STUDENTS

4. There are high levels of student involvement with work-especially academics, and teacher-led instruction.	31.25	53	15.6	0	0
	SA	A	N	D	SD
5. Academic attention is distributed equally between low- and high- achieving students.	28	31.25	21.8	18.75	0
	SA	A	N	D	SD
6. There is relatively little wasted time, confusion or disruption during class time.	15.6	37.5	28	12.5	6.25
	SA	A	N	D	SD

SAFE AND ORDERLY ENVIRONMENT/POSITIVE SCHOOL CLIMATE

7. This school is a safe and secure place to work.	SA	A	N	D	SD
	65.6	31.25	3	0	0
8. Administrators and teachers collaborate to ensure a well-run school day; there is little administrator/teacher tension.	SA	A	N	D	SD
	43.75	28	12.5	15.6	0
9. School rules are understood, respected, and enforced by students, teachers, and administrators.	SA	A	N	D	SD
	50	31.25	15.6	3	0

HOME SCHOOL RELATIONS QUESTIONNAIRE

10. There is an active parent/school group in this school.	SA	A	N	D	SD
	50	37.5	9.3	0	0
11. Many parents are involved in school activities and instructional programs.	SA	A	N	D	SD
	28	34	28	6.25	0
12. Beyond parent conferences and report cards, teachers in this school use other ways of communicating student progress to parents (e.g., home visits, phone calls, newsletters, regular notes).	SA	A	N	D	SD
	40.6	34	18.75	3	0

FREQUENT MONITORING OF STUDENT PROGRESS

13. Student achievement results are used to make instructional decisions in the classroom and in the school.	SA	A	N	D	SD
	37.5	46.8	12.5	0	0
14. The student assessment program is aligned with the goals and objectives of the school's established curriculum.	SA	A	N	D	SD
	25	46.8	15.6	6.25	3

INSTRUCTIONAL LEADERSHIP

15. The administrator has a clear and positive vision for the school which is communicated to students, staff, and parents.	53	40.6	6.25	0	0
	SA	A	N	D	SD
16. The administrator is willing to be an integral part of the day to day operation of the school.	62.5	31.25	6.25	0	0
	SA	A	N	D	SD
17. The administrator is capable of communicating on a variety of levels with all those involved in the instructional process.	46.8	40.6	12.5	0	0
	SA	A	N	D	SD