

Kindergarten Questionnaire 2010 Results

Published: 5/14/2010

SURVEY OVERVIEW

3

DESCRIPTION 3

INSTRUCTIONS PROVIDED TO RESPONDENTS 3

RESPONDENT METRICS 3

SURVEY RESULTS

4

SECTION - HOW I FEEL 4

1. I like school. 4

2. I like my teacher. 5

3. I read or am read to at home regularly. 6

4. I feel safe at school. 7

5. I know what the school rules are. 8

Survey Overview

Description

Kindergarten Survey

Instructions Provided To Respondents

Please mark the box next to your answer for each sentence to show how you feel about kindergarten.

Thank you!

Respondent Metrics

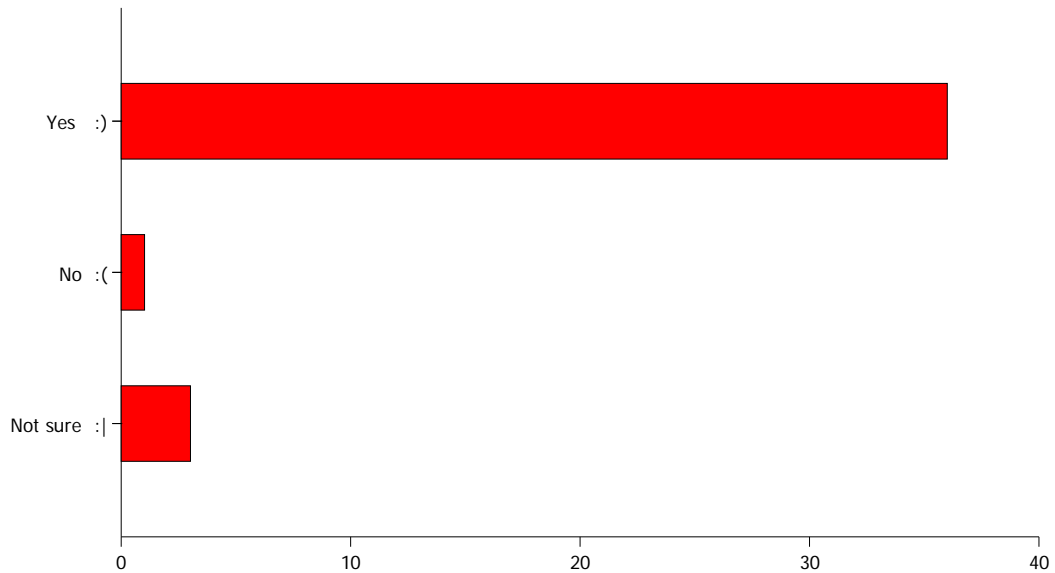
Respondents:	40
First Response:	3/22/2010 10:38 AM
Last Response:	4/26/2010 11:57 PM

Survey Results

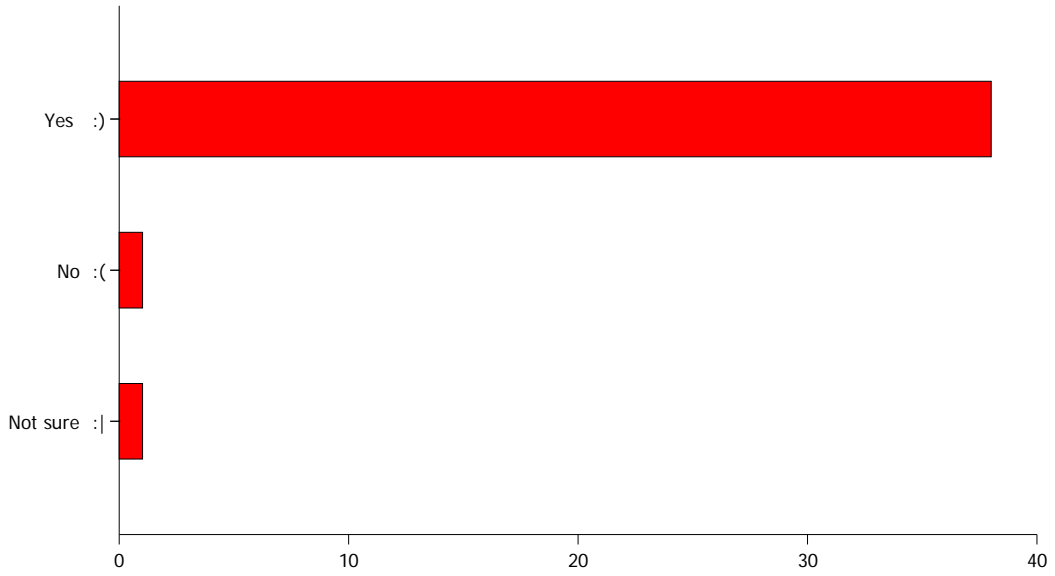
The following is a graphical depiction of the responses to each survey question. Additional comments provided by respondents, if any, are included after each graph.

Section - How I Feel

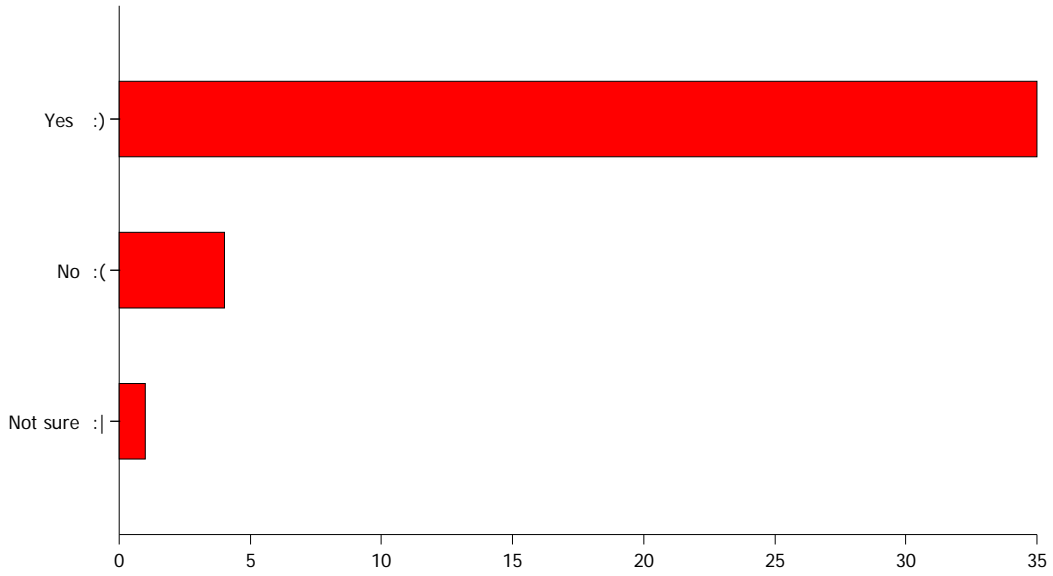
1. I like school.



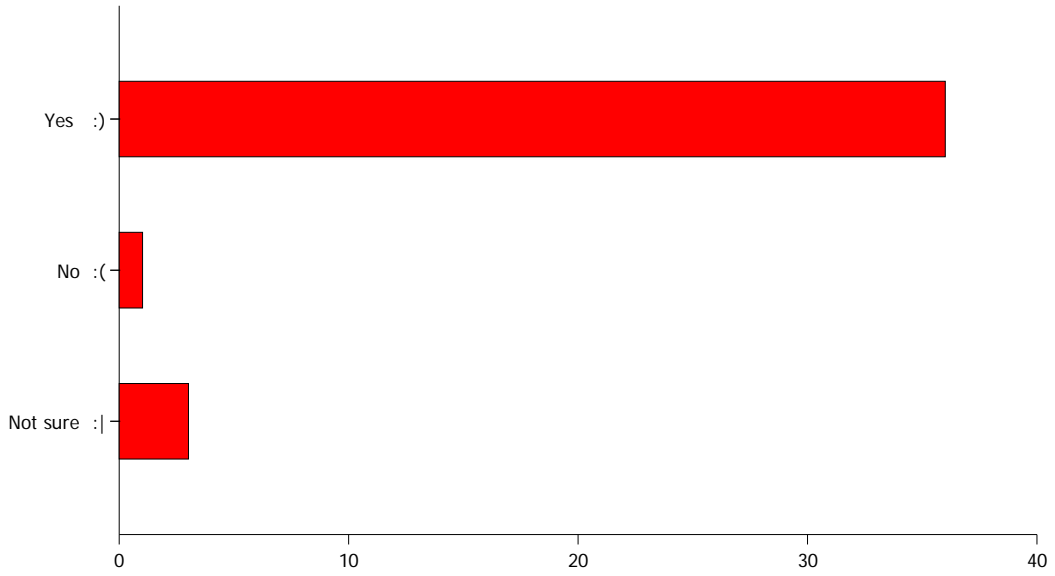
2. I like my teacher.



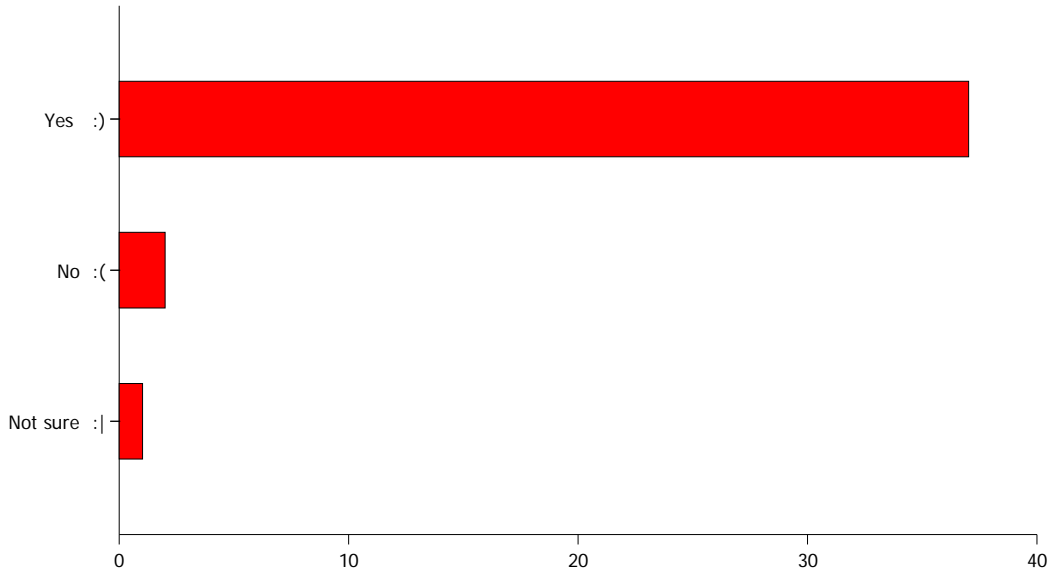
3. I read or am read to at home regularly.



4. I feel safe at school.



5. I know what the school rules are.



5/14/2010

1. I like school.

36	90.00%	Yes :)
3	7.50%	Not sure :
1	2.50%	No :(

2. I like my teacher.

38	95.00%	Yes :)
1	2.50%	No :(
1	2.50%	Not sure :

3. I read or am read to at home regularly.

35	87.50%	Yes :)
4	10.00%	No :(
1	2.50%	Not sure :

4. I feel safe at school.

36	90.00%	Yes :)
3	7.50%	Not sure :
1	2.50%	No :(

5. I know what the school rules are.

37	92.50%	Yes :)
2	5.00%	No :(
1	2.50%	Not sure :

Parent Questionnaire 2010 Results Irving Kindergarten Center

Published: 5/14/2010

SURVEY OVERVIEW **3**

DESCRIPTION	3
INSTRUCTIONS PROVIDED TO RESPONDENTS	3
RESPONSE FILTER USED	3
RESPONDENT METRICS	3

SURVEY RESULTS **4**

SECTION - SCHOOL	4
INSTRUCTIONS PROVIDED TO RESPONDENTS	4
1. My student attends:	4
SECTION - YOUR OPINION	5
INSTRUCTIONS PROVIDED TO RESPONDENTS	5
2. I feel welcome at my child's school.	5
3. I am informed about my child's progress.	6
4. I know what my child's teacher expects of my child.	7
5. My child is safe at school.	8
6. My child is safe going to and from school.	9
7. There is adequate supervision during school.	10
8. There is adequate supervision before and after school.	11
9. Teachers show respect for students.	12
10. Students show respect for other students.	13
11. The school meets the social needs of the students.	14
12. The school meets the academic needs of students.	15
13. The school expects quality work of its students.	16
14. The school has an excellent learning environment.	17
15. I know how well my child is progressing in school.	18
16. I like the school's report card/progress report.	19
17. I respect the school's teachers.	20
18. I respect the school's principal.	21
19. Overall, the school performs well academically.	22
20. The school has a good public image.	23
21. The school's assessment practices are fair.	24
22. My child's teacher helps me to help my child learn at home.	25
23. I support my child's learning at home.	26
24. I feel good about myself as a parent.	27
SECTION - PLEASE GIVE A BRIEF ANSWER.	28
25. What are the strengths of the school?	28
26. What needs to be improved?	31

Survey Overview

Description

Parent Questionnaire

Instructions Provided To Respondents

This questionnaire is designed to gather general information about what parents think and feel about the school and their relationship with the school. The information is very important to the school for setting goals and direction for the future.

Thank you for your time!

Response Filter Used

Using Filter: Q1 Irving Kindergarten Center

Respondent Metrics

Respondents:	38
First Response:	3/16/2010 01:16 AM
Last Response:	4/29/2010 11:43 PM

Survey Results

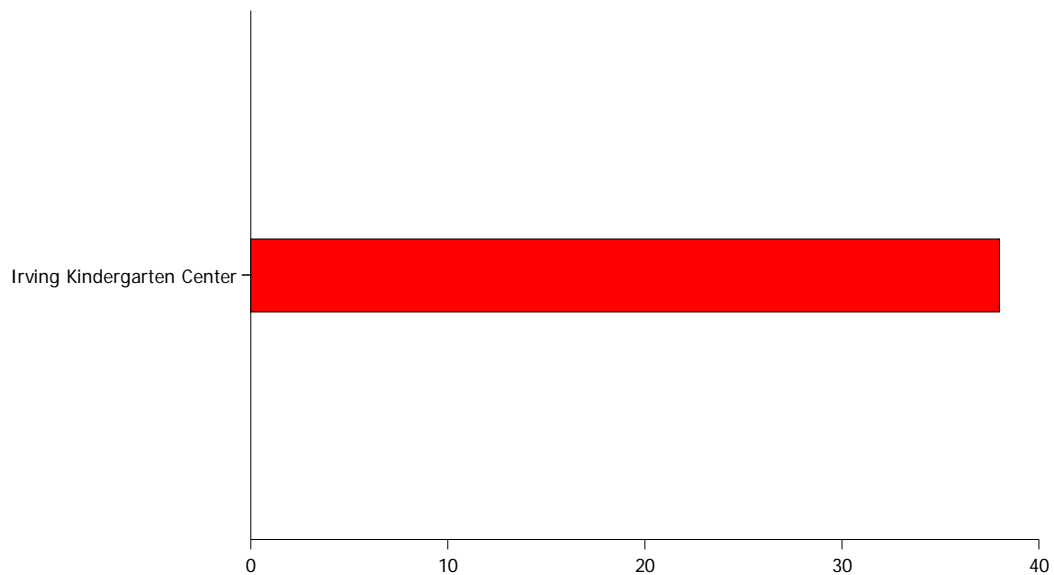
The following is a graphical depiction of the responses to each survey question. Additional comments provided by respondents, if any, are included after each graph.

Section - School

Instructions Provided To Respondents

Please mark the box next to the school for which you are completing this questionnaire.

1. My student attends:

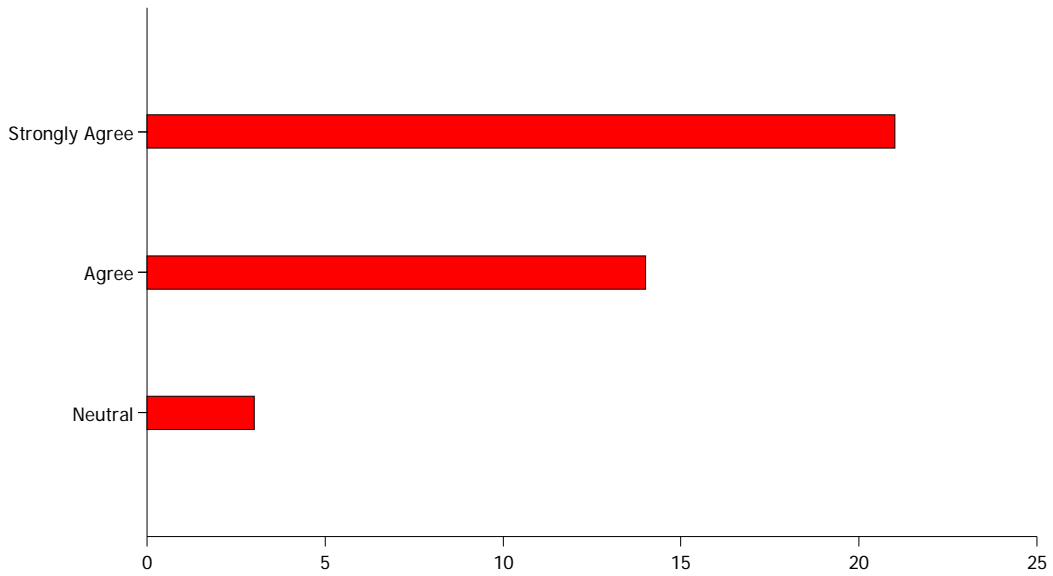


Section - Your Opinion

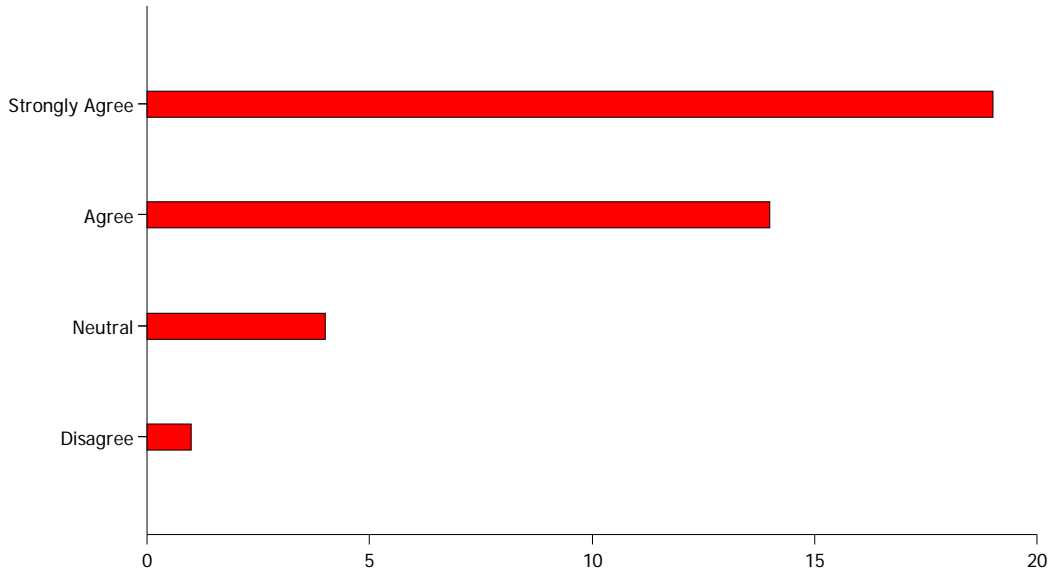
Instructions Provided To Respondents

In response to the questions asked below, please mark the box next to the answer that is closest to what you think or feel.

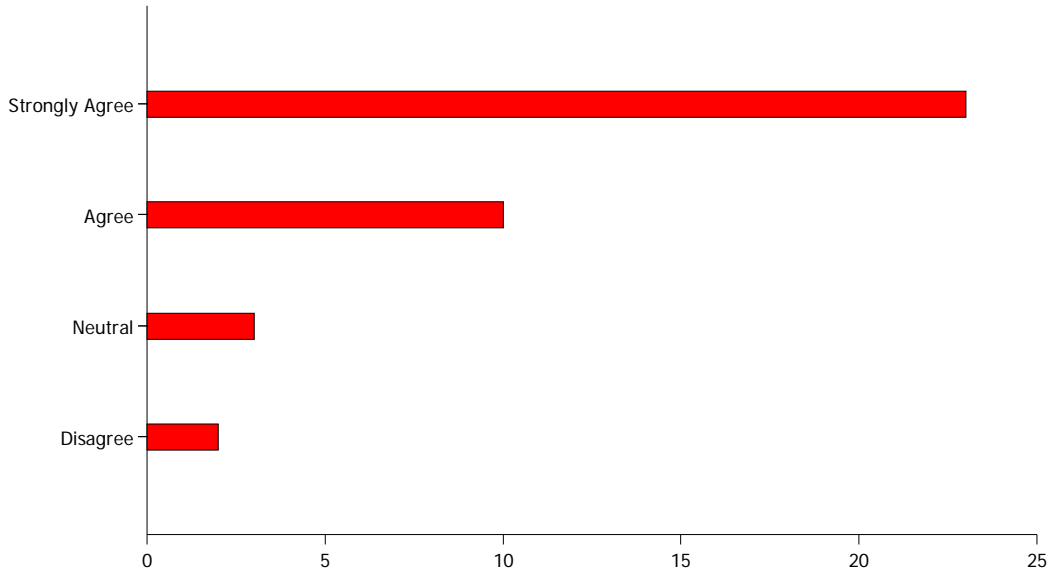
2. I feel welcome at my child's school.



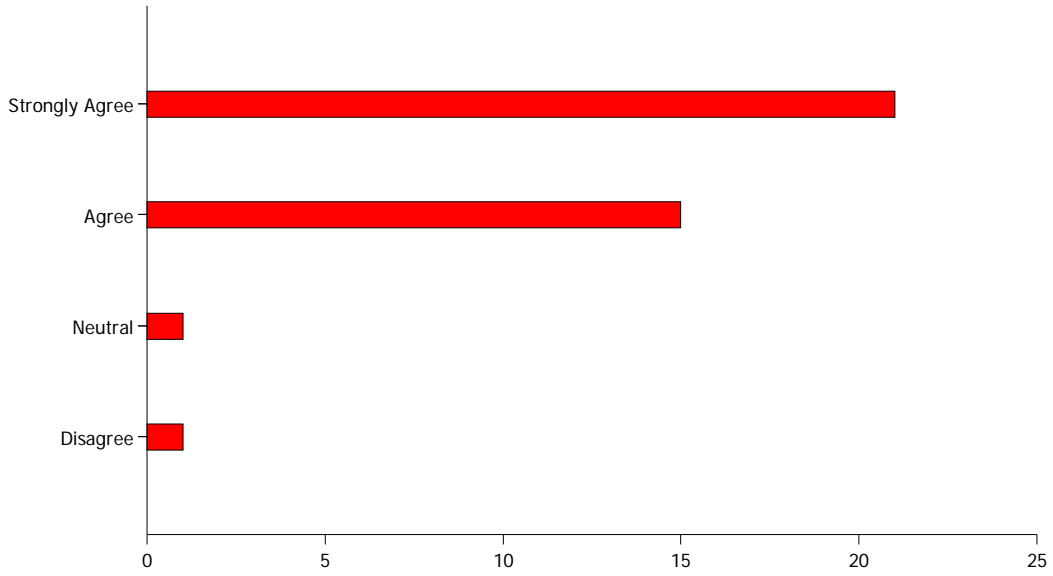
3. I am informed about my child's progress.



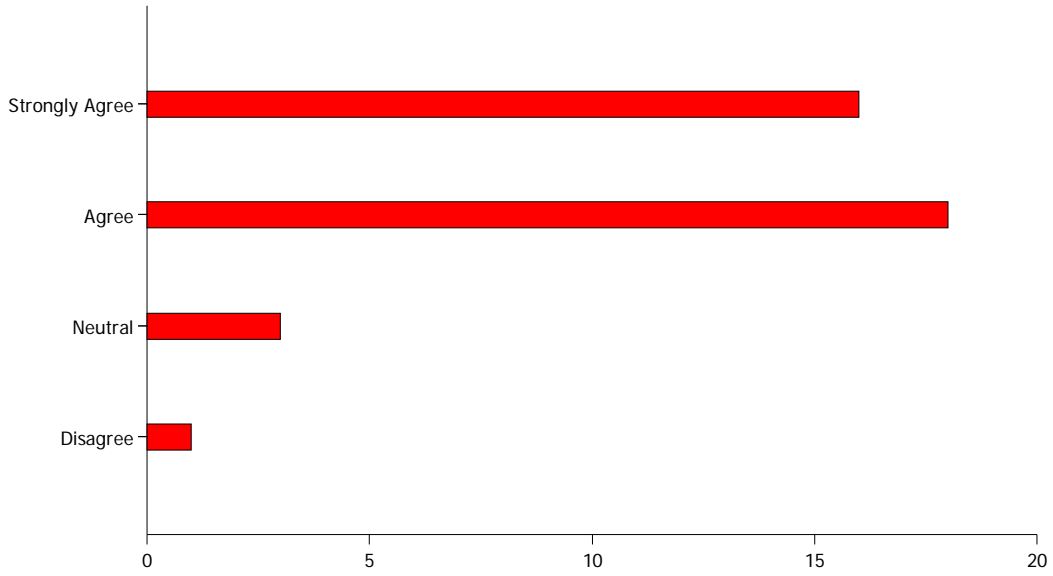
4. I know what my child's teacher expects of my child.



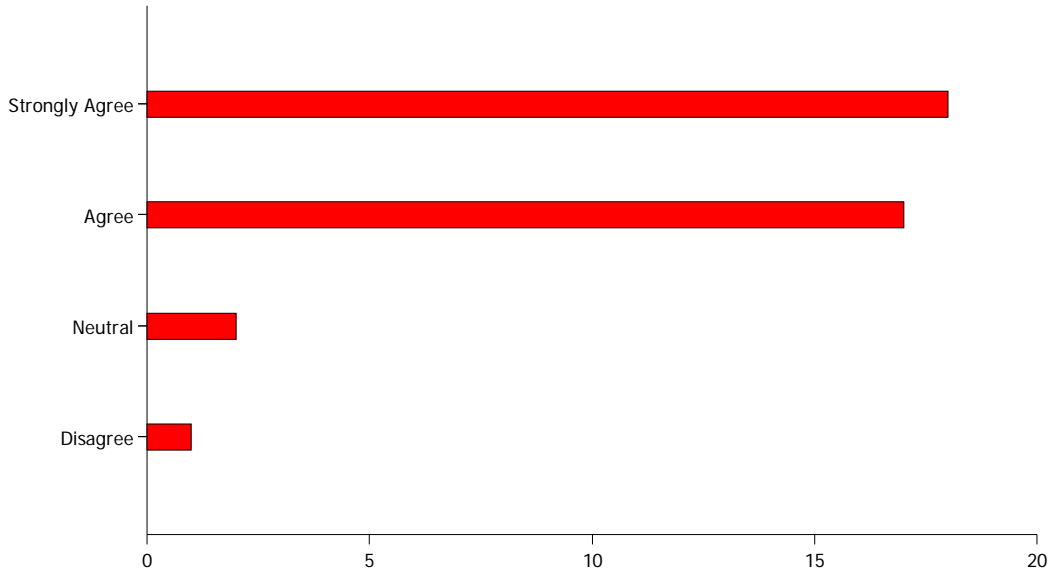
5. My child is safe at school.



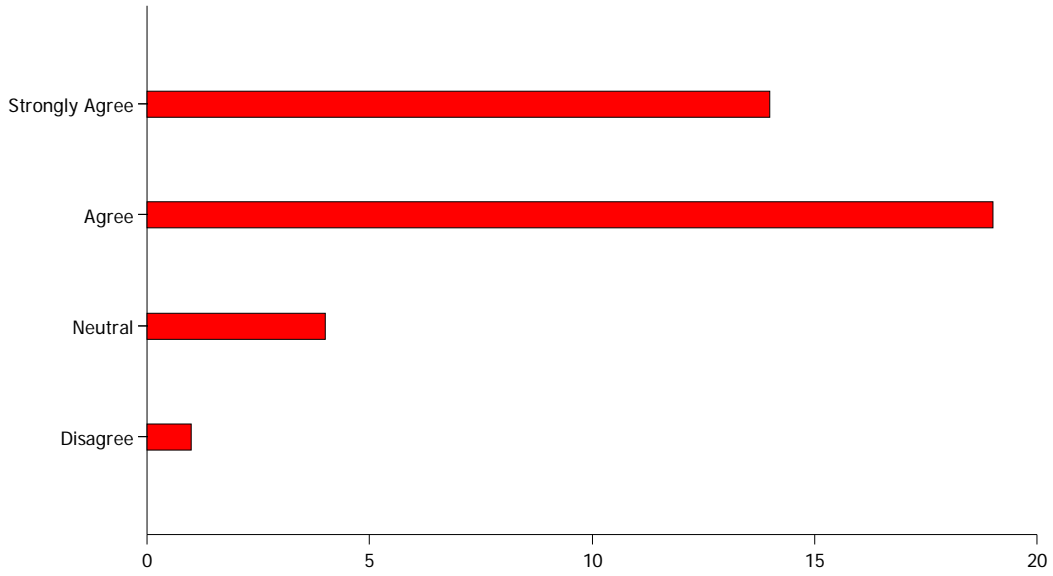
6. My child is safe going to and from school.



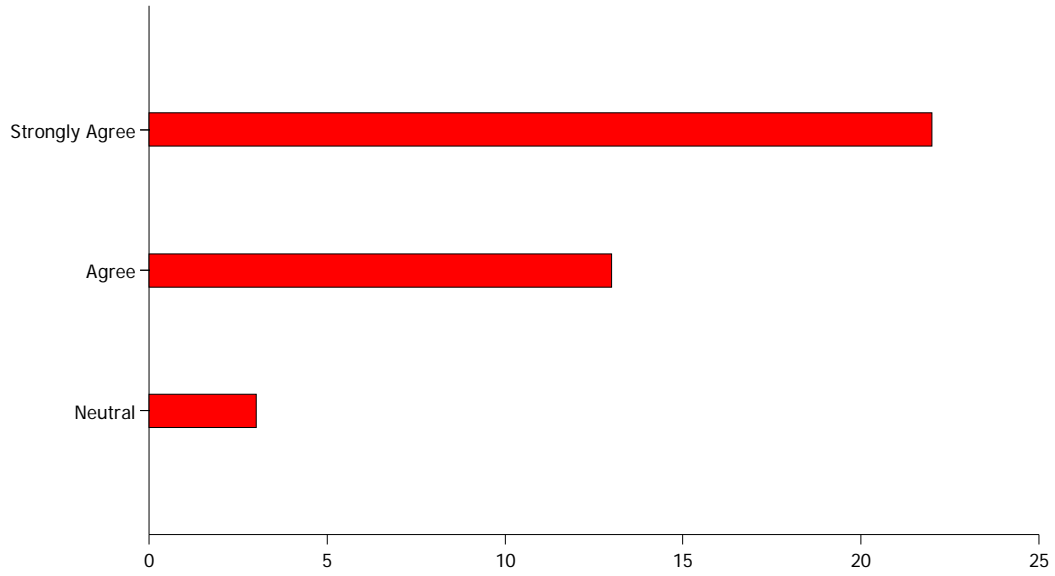
7. There is adequate supervision during school.



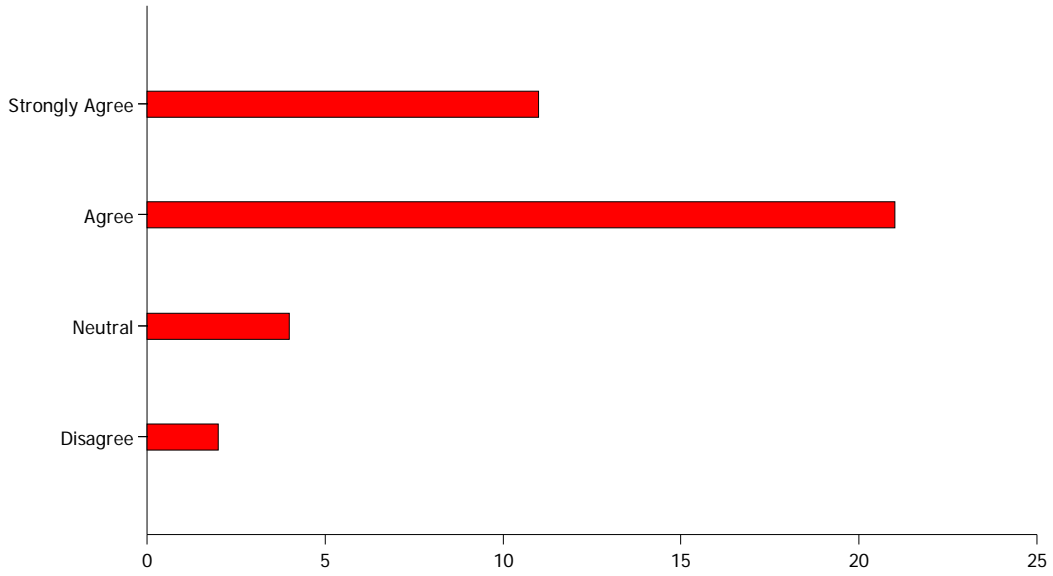
8. There is adequate supervision before and after school.



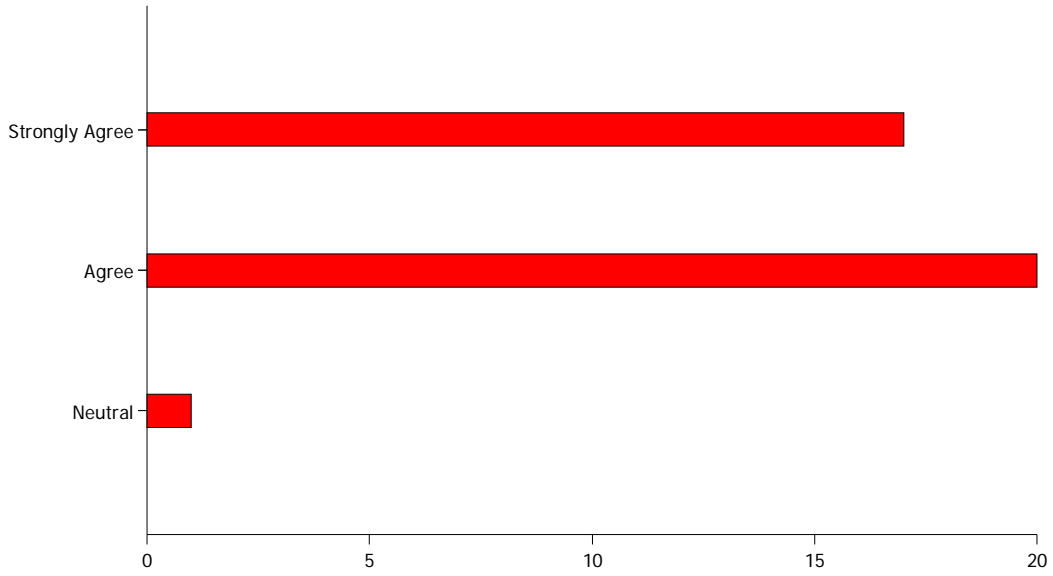
9. Teachers show respect for students.



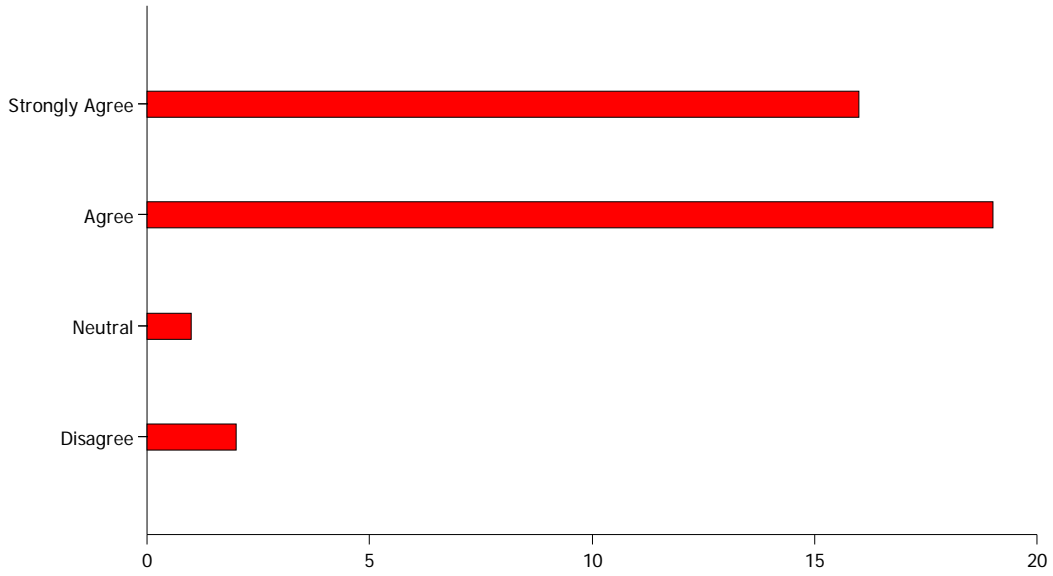
10. Students show respect for other students.



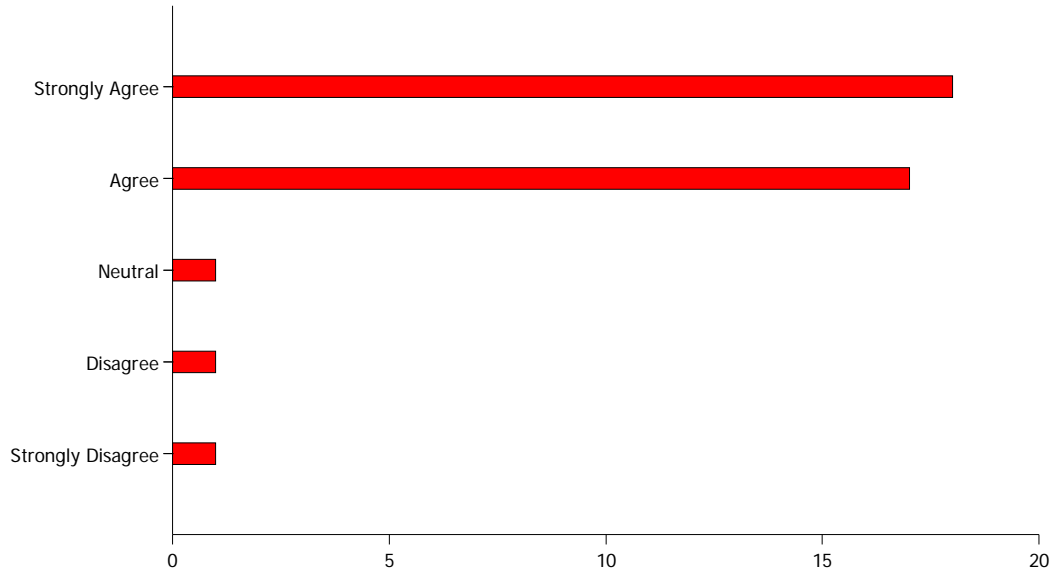
11. The school meets the social needs of the students.



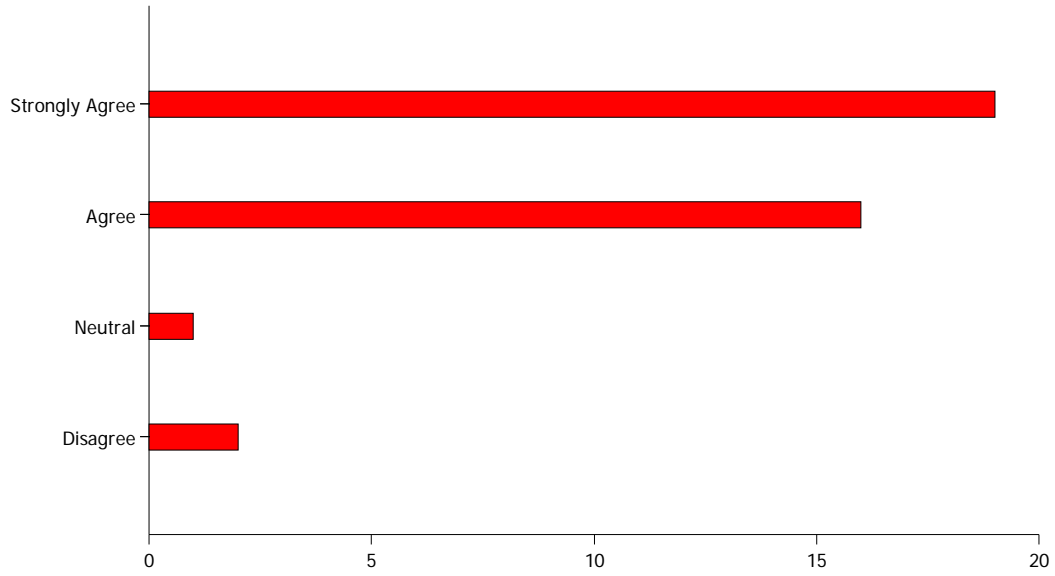
12. The school meets the academic needs of students.



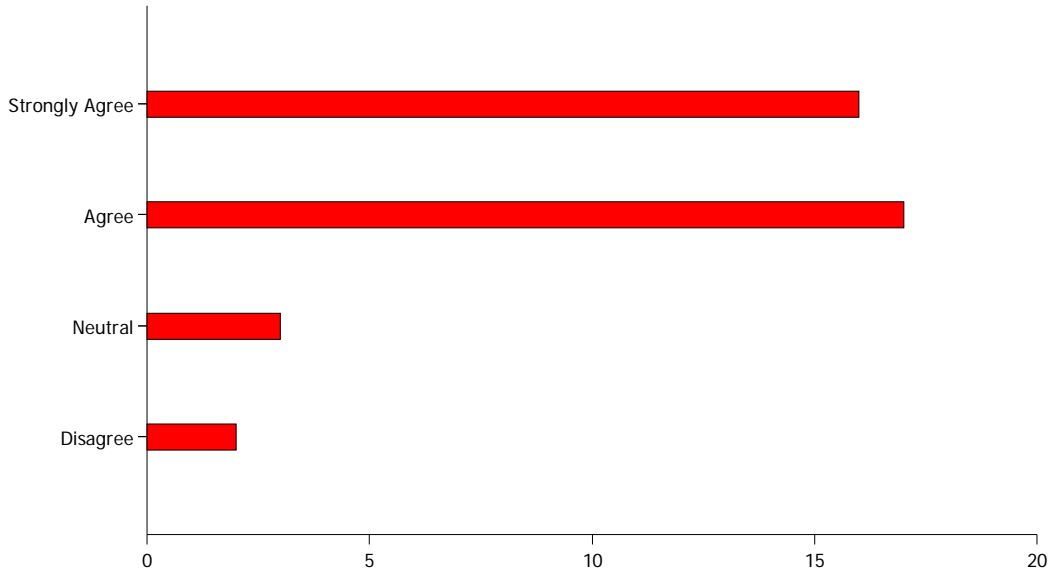
13. The school expects quality work of its students.



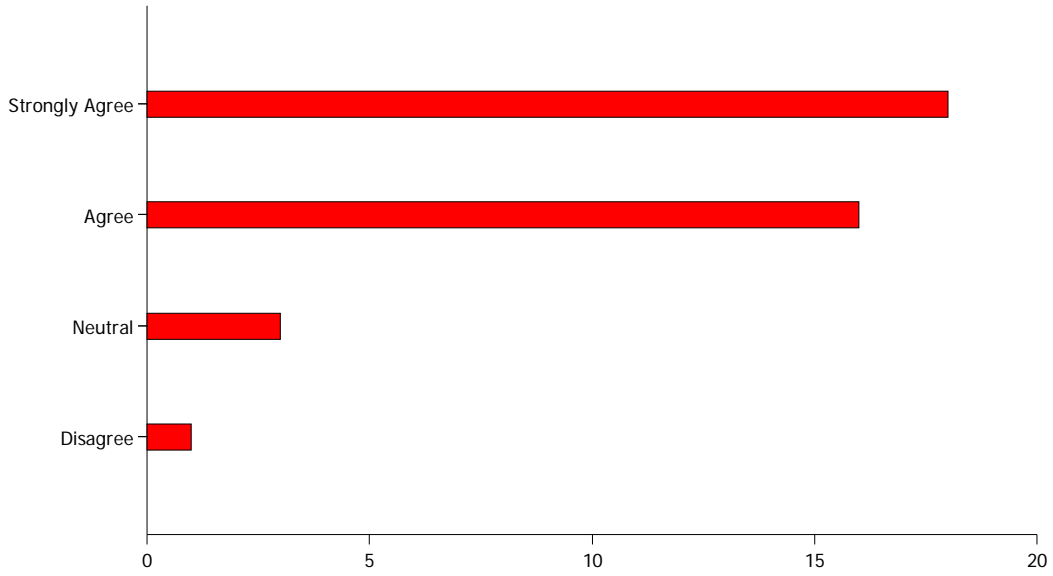
14. The school has an excellent learning environment.



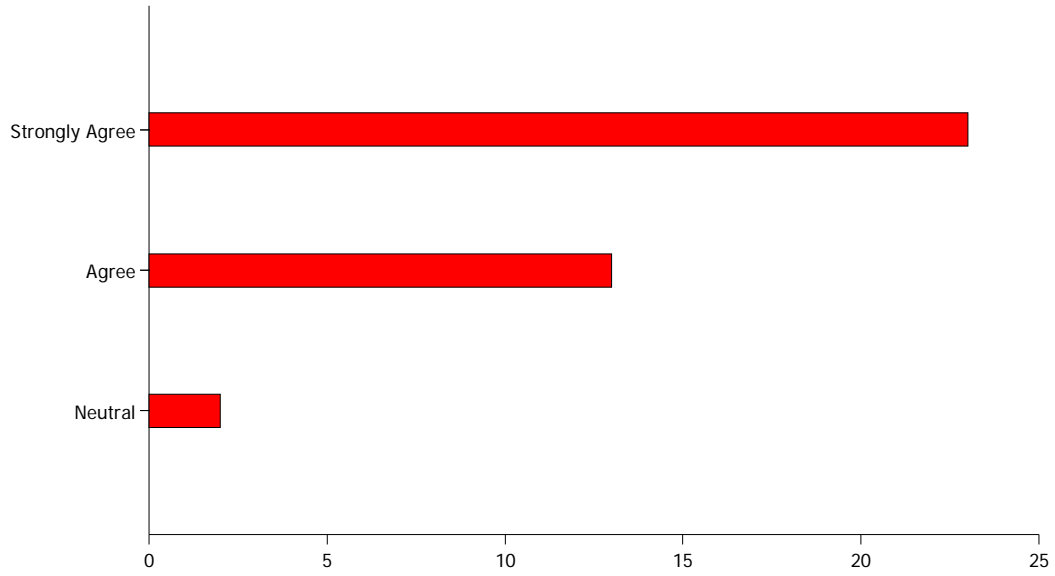
15. I know how well my child is progressing in school.



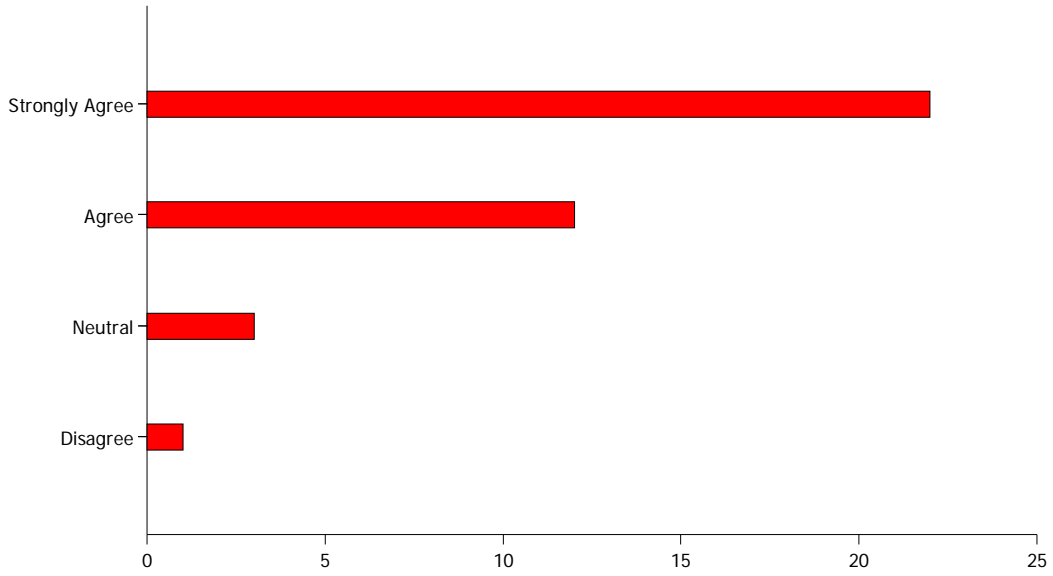
16. I like the school's report card/progress report.



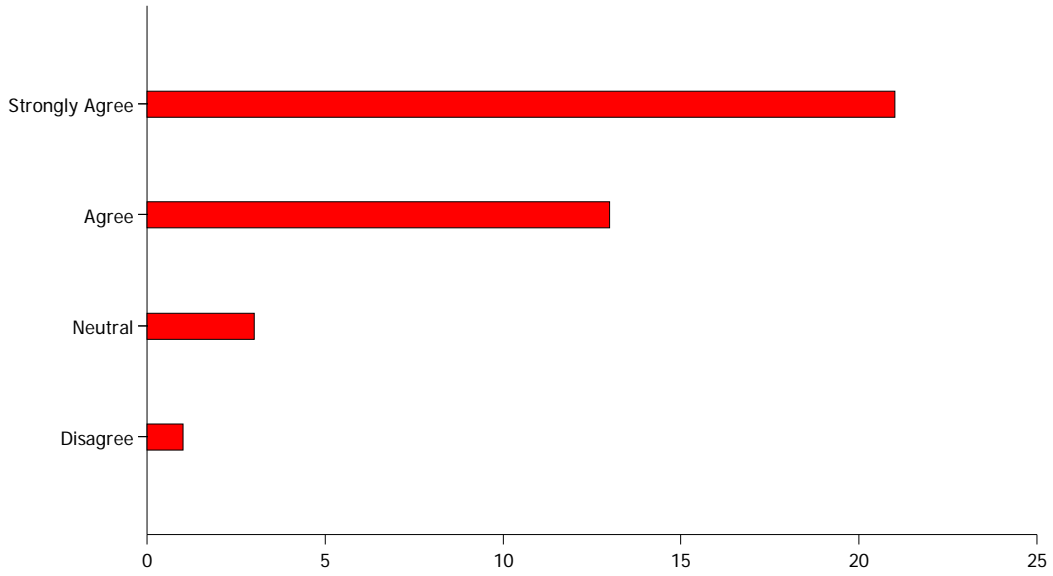
17. I respect the school's teachers.



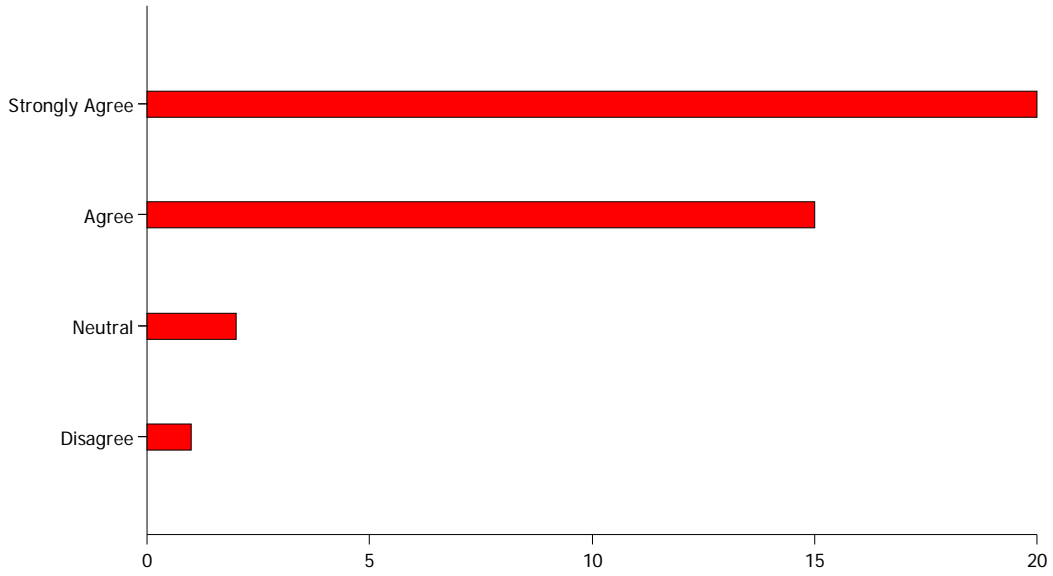
18. I respect the school's principal.



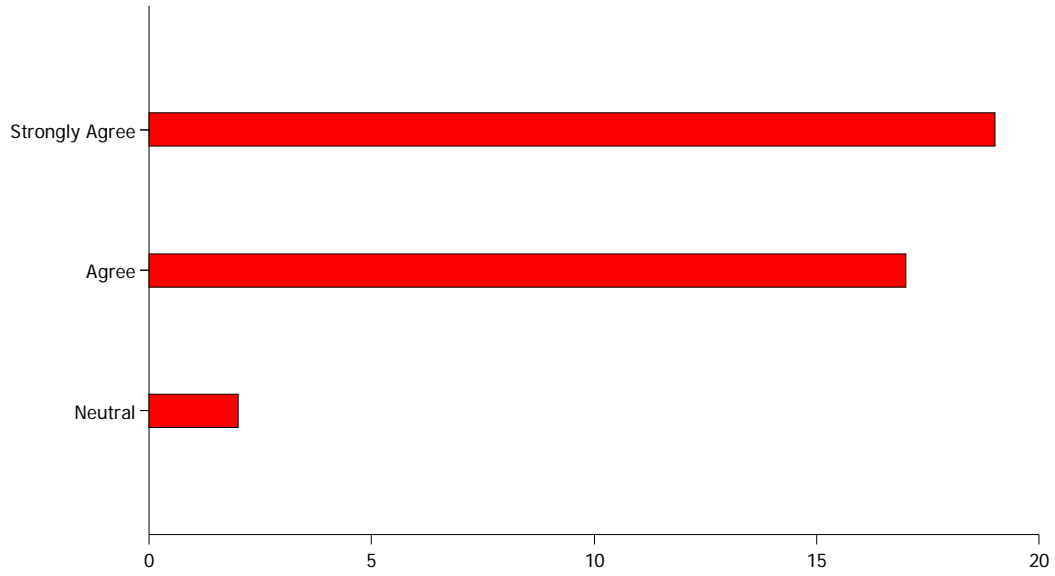
19. Overall, the school performs well academically.



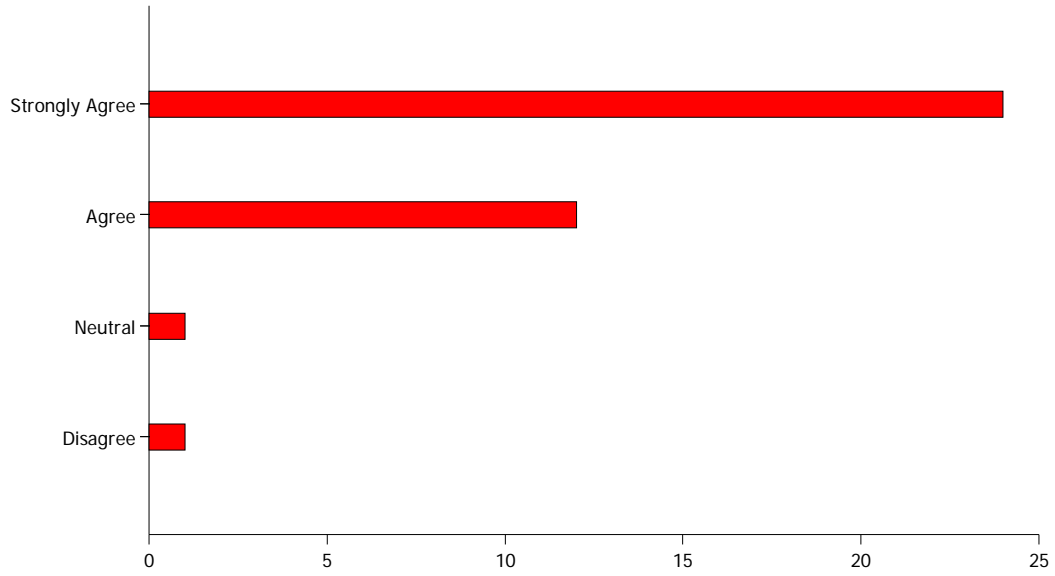
20. The school has a good public image.



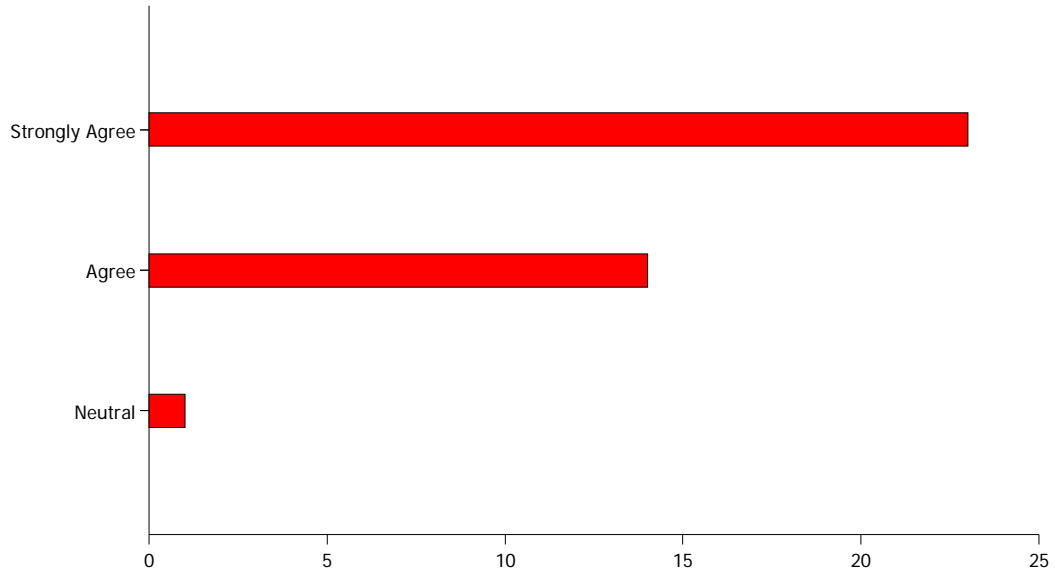
21. The school's assessment practices are fair.



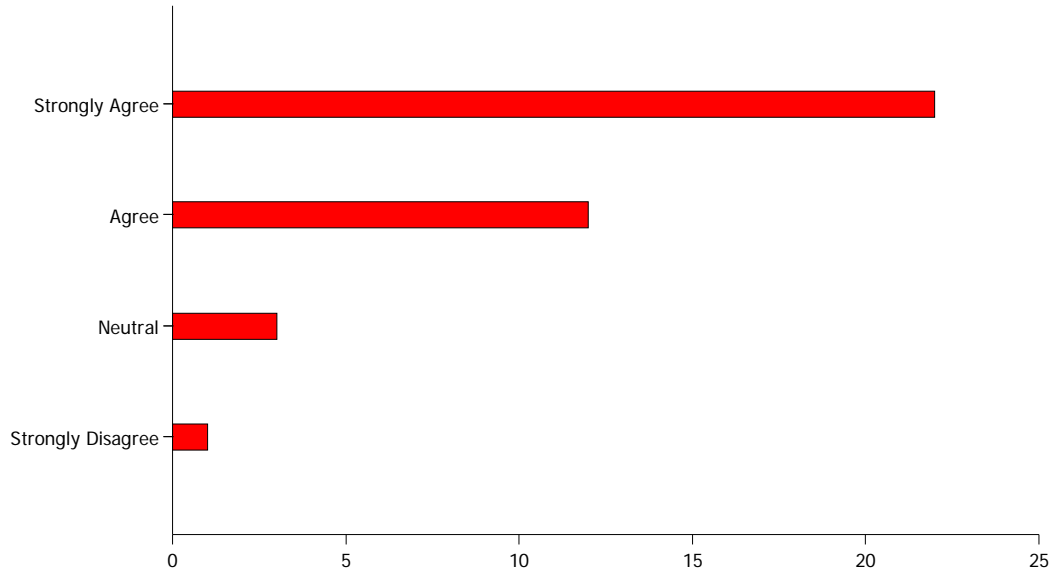
22. My child's teacher helps me to help my child learn at home.



23. I support my child's learning at home.



24. I feel good about myself as a parent.



Using Filter: Q1 Irving Kindergarten Center

<u>Count</u>	<u>Percent</u>	<u>Response</u>	(Optimal responses indicated with bold text)	5/14/2010
--------------	----------------	-----------------	--	-----------

1. My student attends:

38	100.00%	Irving Kindergarten Center
----	---------	----------------------------

2. I feel welcome at my child's school.

21	55.26%	Strongly Agree
14	36.84%	Agree
3	7.89%	Neutral

3. I am informed about my child's progress.

19	50.00%	Strongly Agree
14	36.84%	Agree
4	10.53%	Neutral
1	2.63%	Disagree

4. I know what my child's teacher expects of my child.

23	60.53%	Strongly Agree
10	26.32%	Agree
3	7.89%	Neutral
2	5.26%	Disagree

5. My child is safe at school.

21	55.26%	Strongly Agree
15	39.47%	Agree
1	2.63%	Disagree
1	2.63%	Neutral

6. My child is safe going to and from school.

18	47.37%	Agree
16	42.11%	Strongly Agree
3	7.89%	Neutral
1	2.63%	Disagree

7. There is adequate supervision during school.

18	47.37%	Strongly Agree
17	44.74%	Agree
2	5.26%	Neutral
1	2.63%	Disagree

8. There is adequate supervision before and after school.

19	50.00%	Agree
14	36.84%	Strongly Agree
4	10.53%	Neutral
1	2.63%	Disagree

Using Filter: Q1 Irving Kindergarten Center

Count	Percent	Response	(Optimal responses indicated with bold text)	5/14/2010
--------------	----------------	-----------------	--	------------------

9. Teachers show respect for students.

22	57.89%	Strongly Agree
13	34.21%	Agree
3	7.89%	Neutral

10. Students show respect for other students.

21	55.26%	Agree
11	28.95%	Strongly Agree
4	10.53%	Neutral
2	5.26%	Disagree

11. The school meets the social needs of the students.

20	52.63%	Agree
17	44.74%	Strongly Agree
1	2.63%	Neutral

12. The school meets the academic needs of students.

19	50.00%	Agree
16	42.11%	Strongly Agree
2	5.26%	Disagree
1	2.63%	Neutral

13. The school expects quality work of its students.

18	47.37%	Strongly Agree
17	44.74%	Agree
1	2.63%	Disagree
1	2.63%	Neutral
1	2.63%	Strongly Disagree

14. The school has an excellent learning environment.

19	50.00%	Strongly Agree
16	42.11%	Agree
2	5.26%	Disagree
1	2.63%	Neutral

15. I know how well my child is progressing in school.

17	44.74%	Agree
16	42.11%	Strongly Agree
3	7.89%	Neutral
2	5.26%	Disagree

16. I like the school's report card/progress report.

18	47.37%	Strongly Agree
16	42.11%	Agree
3	7.89%	Neutral
1	2.63%	Disagree

Using Filter: Q1 Irving Kindergarten Center

Count	Percent	Response	(Optimal responses indicated with bold text)	5/14/2010
--------------	----------------	-----------------	--	------------------

17. I respect the school's teachers.

23	60.53%	Strongly Agree
13	34.21%	Agree
2	5.26%	Neutral

18. I respect the school's principal.

22	57.89%	Strongly Agree
12	31.58%	Agree
3	7.89%	Neutral
1	2.63%	Disagree

19. Overall, the school performs well academically.

21	55.26%	Strongly Agree
13	34.21%	Agree
3	7.89%	Neutral
1	2.63%	Disagree

20. The school has a good public image.

20	52.63%	Strongly Agree
15	39.47%	Agree
2	5.26%	Neutral
1	2.63%	Disagree

21. The school's assessment practices are fair.

19	50.00%	Strongly Agree
17	44.74%	Agree
2	5.26%	Neutral

22. My child's teacher helps me to help my child learn at home.

24	63.16%	Strongly Agree
12	31.58%	Agree
1	2.63%	Disagree
1	2.63%	Neutral

23. I support my child's learning at home.

23	60.53%	Strongly Agree
14	36.84%	Agree
1	2.63%	Neutral

24. I feel good about myself as a parent.

22	57.89%	Strongly Agree
12	31.58%	Agree
3	7.89%	Neutral
1	2.63%	Strongly Disagree

Staff Questionnaire 2010 Results Irving Kindergarten Center

Published: 5/14/2010

SURVEY OVERVIEW **4**

DESCRIPTION	4
INSTRUCTIONS PROVIDED TO RESPONDENTS	4
RESPONSE FILTER USED	4
RESPONDENT METRICS	4

SURVEY RESULTS **5**

SECTION - YOUR SCHOOL	5
INSTRUCTIONS PROVIDED TO RESPONDENTS	5
1. I work at:	5
SECTION - YOUR OPINION	6
INSTRUCTIONS PROVIDED TO RESPONDENTS	6
2. In this school, I feel like I belong.	6
3. I feel that the staff cares about me.	7
4. I feel recognized for good work.	8
5. I work with people who treat me with respect.	9
6. I work with people who listen if I have ideas about doing things better.	10
7. I love working at this school.	11
8. I feel that learning can be fun.	12
9. I feel that learning is fun at this school.	13
10. Learning is fun in my classroom.	14
11. I feel intrinsically rewarded for doing my job well.	15
12. My administrator treats me with respect.	16
13. My administrator is an effective instructional leader.	17
14. My administrator allows me to be an effective instructional leader.	18
15. My administrator facilitates communication effectively.	19
16. My administrator supports me in my work with students.	20
17. My administrator supports shared decision-making.	21
18. My administrator is effective in helping us reach our vision.	22
19. I have the opportunity to think for myself, not just carry out instructions.	23
20. I have the opportunity to develop my skills.	24
21. I love seeing the results of my work with students.	25
22. I believe every student can learn.	26
23. I love to teach.	27
24. I work effectively with special education students.	28
25. I work effectively with limited English speaking students.	29
26. I work effectively with an ethnically/racially diverse population of students.	30
27. I work effectively with heterogeneously grouped classes.	31
28. I work effectively with low-achieving students.	32
SECTION - I BELIEVE STUDENT ACHIEVEMENT CAN INCREASE THROUGH:	33
29. differentiating instruction.	33
30. effective professional development related to our vision.	34
31. teaching to the state standards.	35
32. student self-assessment.	36
33. using ongoing student assessments related to state standards.	37
34. teacher use of student achievement data.	38

35. the use of computers.	39
36. providing a threat-free environment.	40
37. close personal relationships between students and teacher.	41
38. addressing student learning styles.	42
39. effective parent involvement.	43
40. partnerships with business.	44
SECTION - YOUR OPINION (CONTINUED)	45
41. The instructional program at this school is challenging.	45
42. This school provides an atmosphere where every student can succeed.	46
43. Quality work is expected of all students at this school.	47
44. Quality work is expected of me.	48
45. Quality work is expected of all the adults working at this school.	49
46. The vision for this school is clear.	50
47. The vision for this school is shared.	51
48. We have an action plan in place that can get us to our vision.	52
49. This school has a good public image.	53
50. I think it is important to communicate often with parents.	54
51. I communicate with parents often about their child's progress.	55
52. I communicate with parents often about class activities.	56
53. Morale is high on the part of teachers.	57
54. Morale is high on the part of students.	58
55. Morale is high on the part of support staff.	59
56. Morale is high on the part of administrators.	60
57. Teachers in this school communicate with each other to make student learning consistent across grades.	61
58. I am clear about what my job is at this school.	62
59. I feel that others are clear about what my job is at this school.	63
60. The student outcomes for my class(es) are clear to me.	64
61. The student outcomes for my class(es) are clear to my students.	65
SECTION - PLEASE GIVE A BRIEF ANSWER.	66
62. What do you like about this school?	66
63. What do you wish were different at this school?	67
64. What do you wish would have been asked about your school?	68
65. Please list any recommendations or commendations you may have for the District Office.	68

Survey Overview

Description

Staff Questionnaire

Instructions Provided To Respondents

This questionnaire is designed to gather general information about what staff think and feel about this school and their relationship with it. The information is very important to the school for setting goals and direction for the future.

Thank you for your time!

Response Filter Used

Using Filter: Q1 Irving Kindergarten Center

Respondent Metrics

Respondents:	16
First Response:	3/11/2010 03:19 PM
Last Response:	4/13/2010 03:53 PM

Survey Results

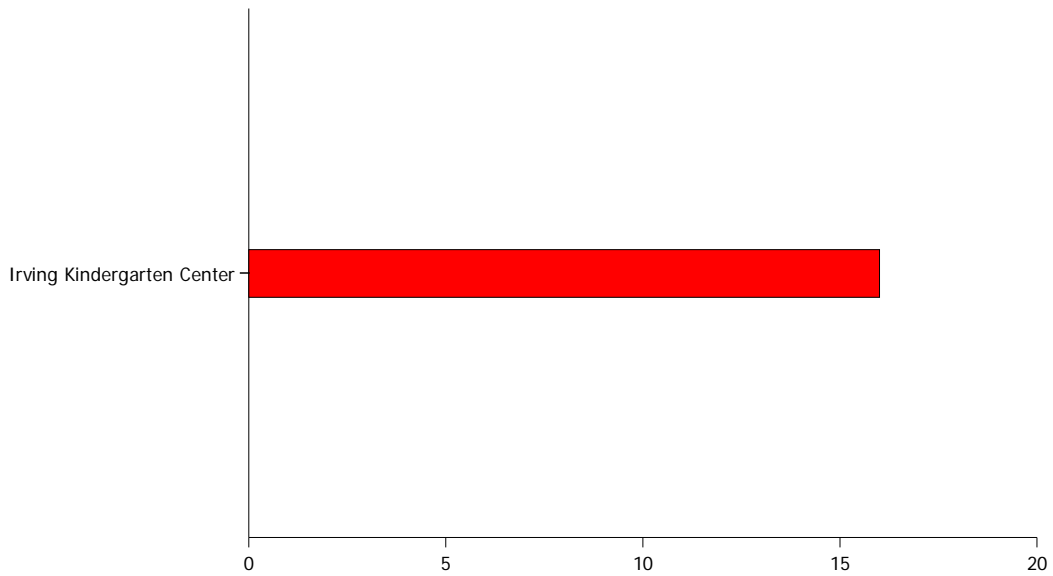
The following is a graphical depiction of the responses to each survey question. Additional comments provided by respondents, if any, are included after each graph.

Section - Your School

Instructions Provided To Respondents

Please mark the appropriate box.

1. I work at:

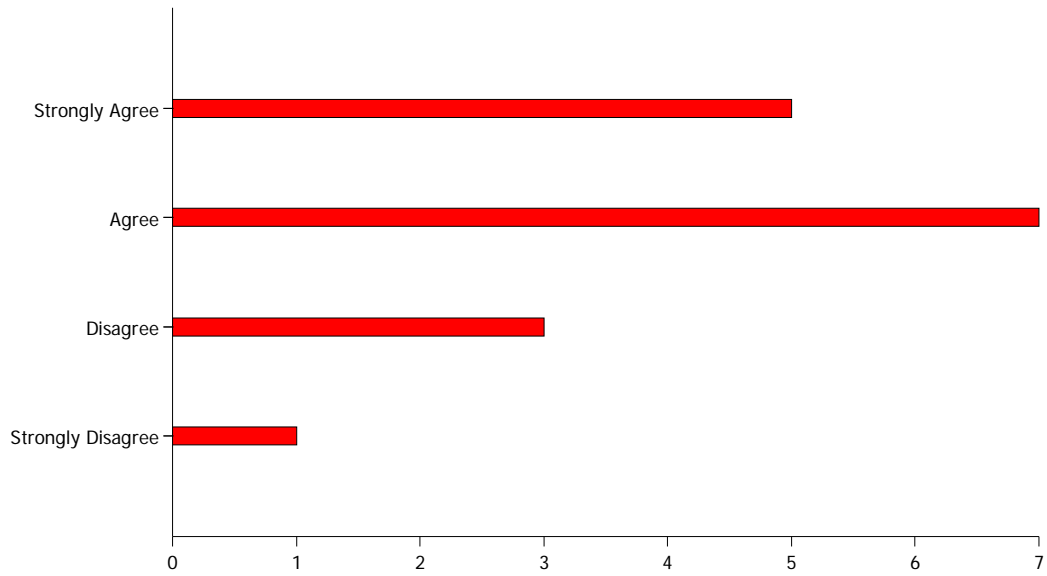


Section - Your Opinion

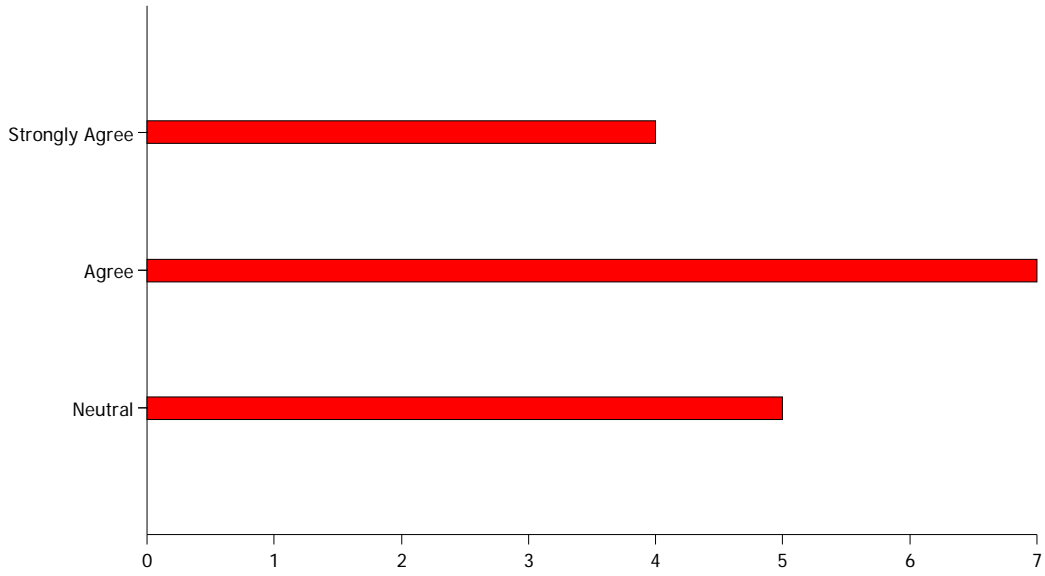
Instructions Provided To Respondents

In response to the questions asked below, please mark the box next to the answer that is closest to what you think or feel.

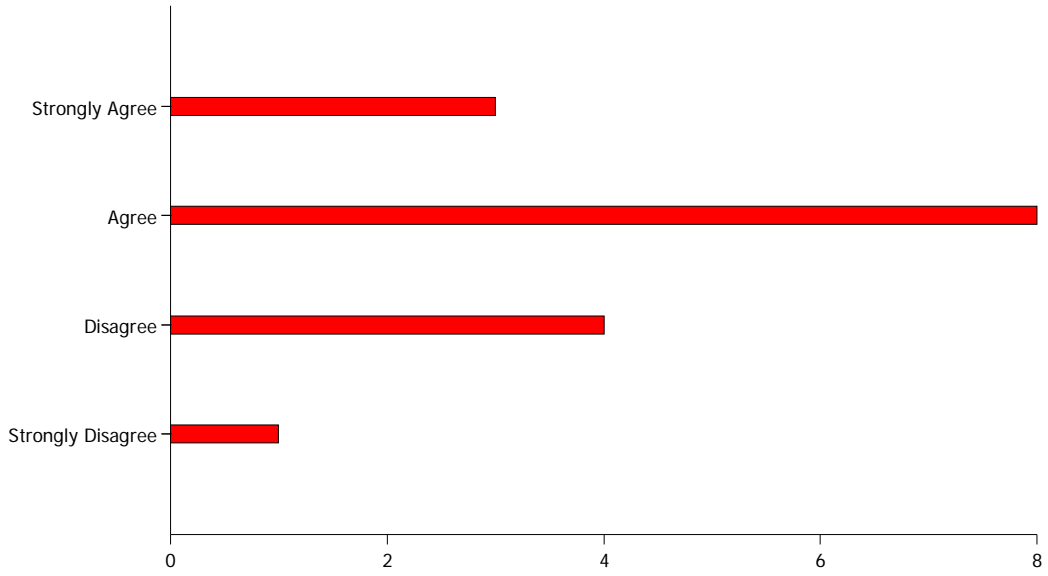
2. In this school, I feel like I belong.



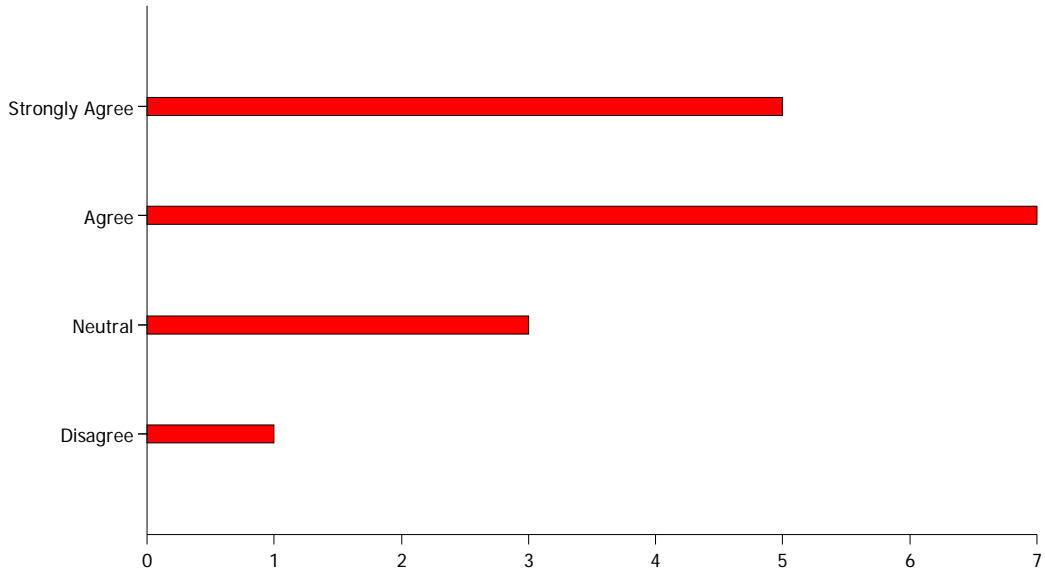
3. I feel that the staff cares about me.



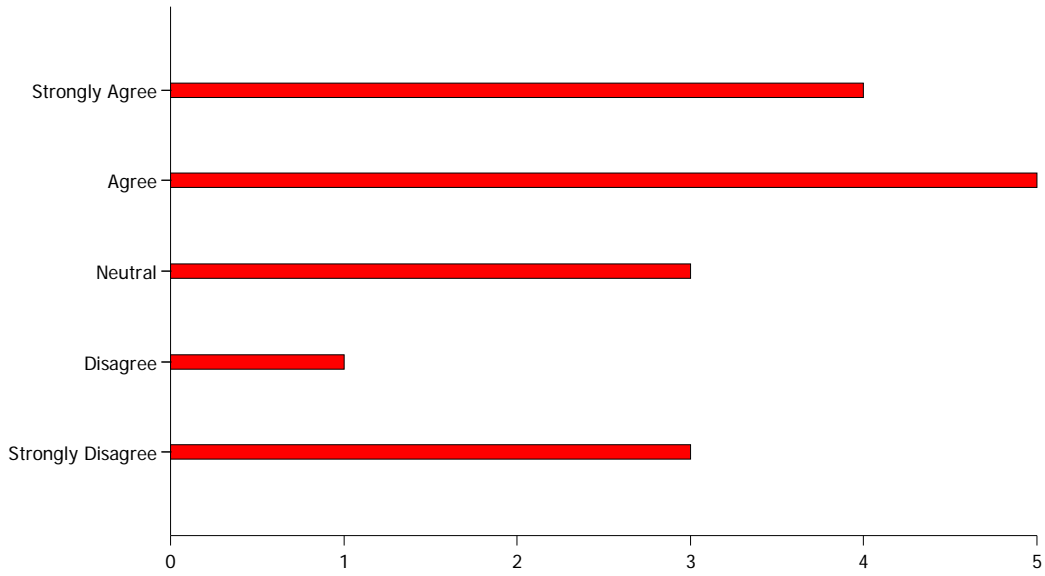
4. I feel recognized for good work.



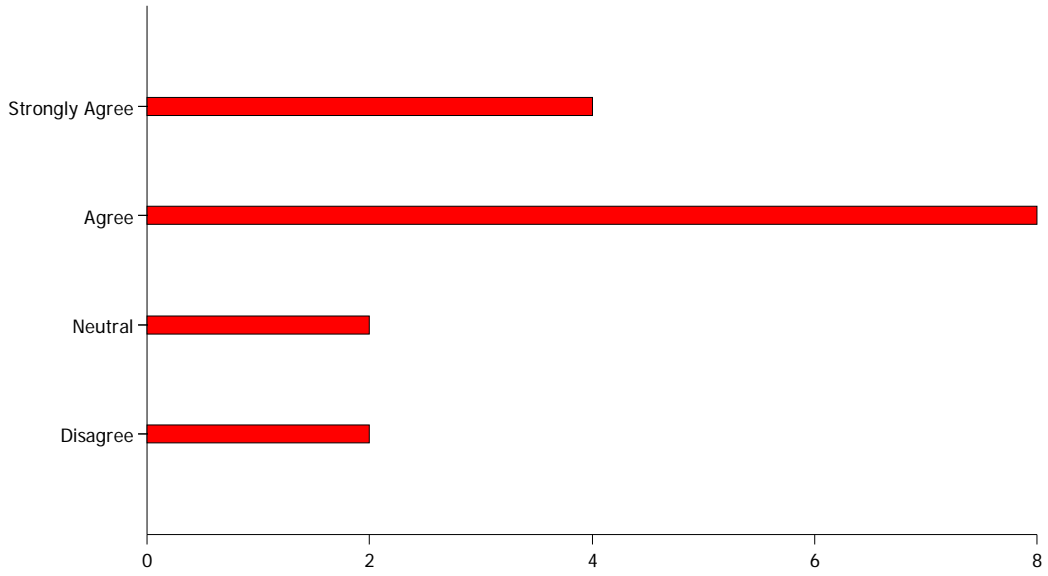
5. I work with people who treat me with respect.



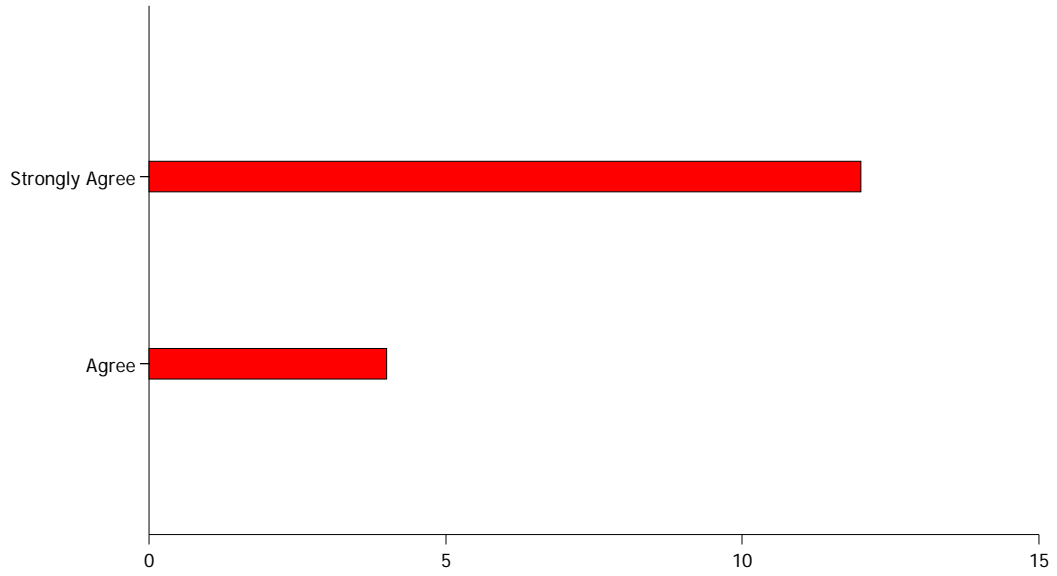
6. I work with people who listen if I have ideas about doing things better.



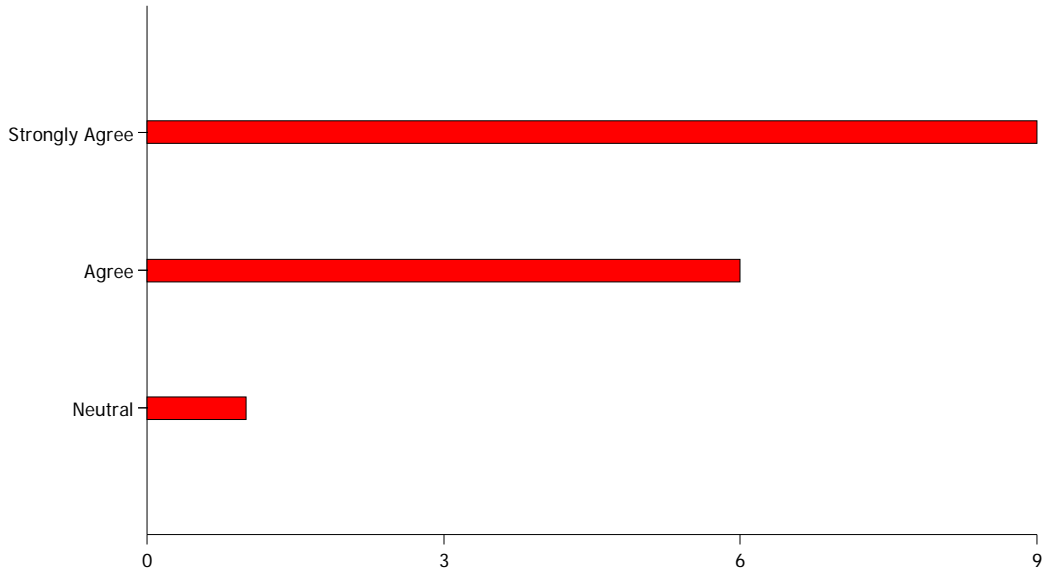
7. I love working at this school.



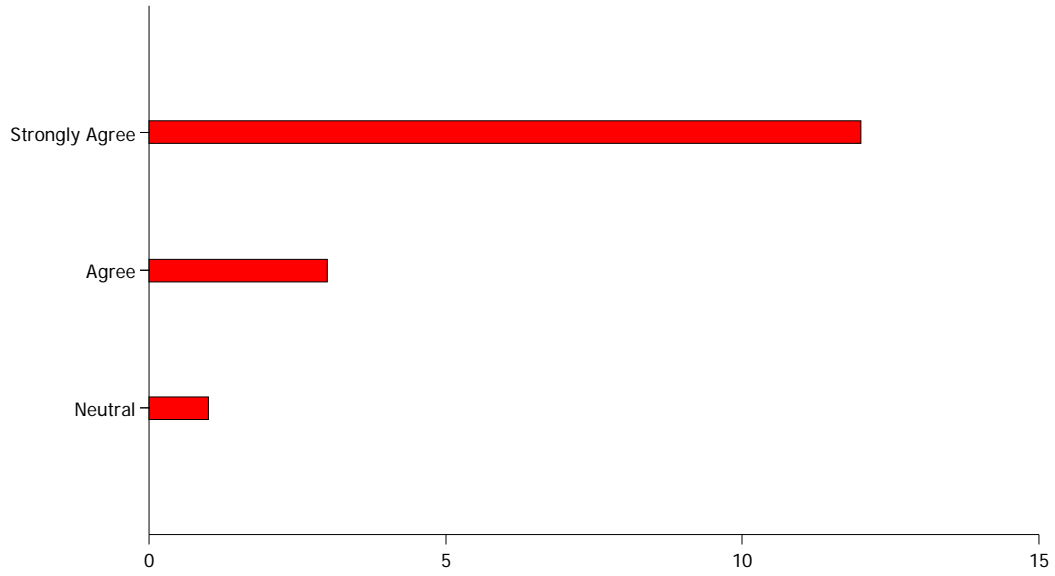
8. I feel that learning can be fun.



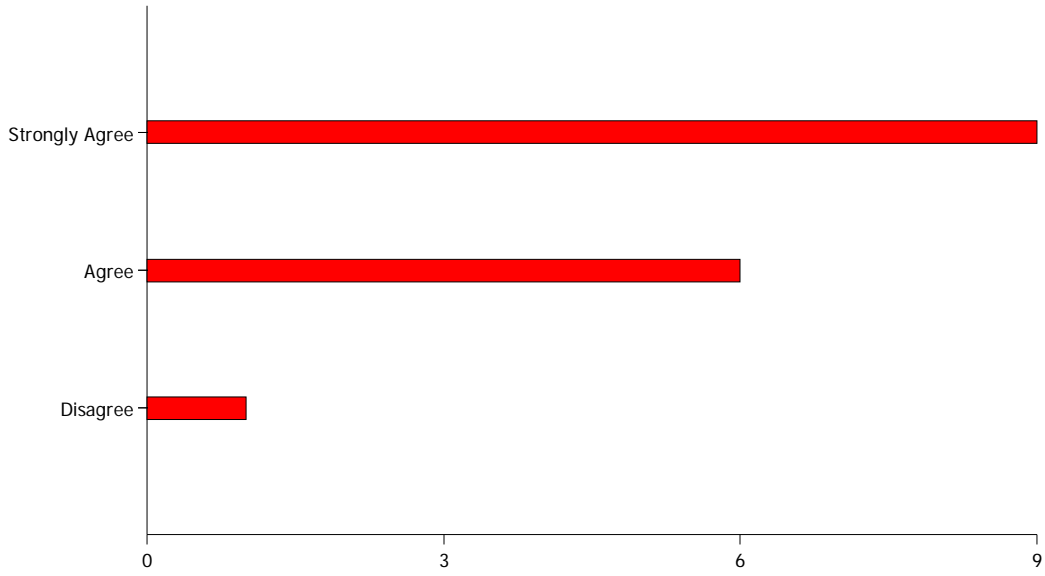
9. I feel that learning is fun at this school.



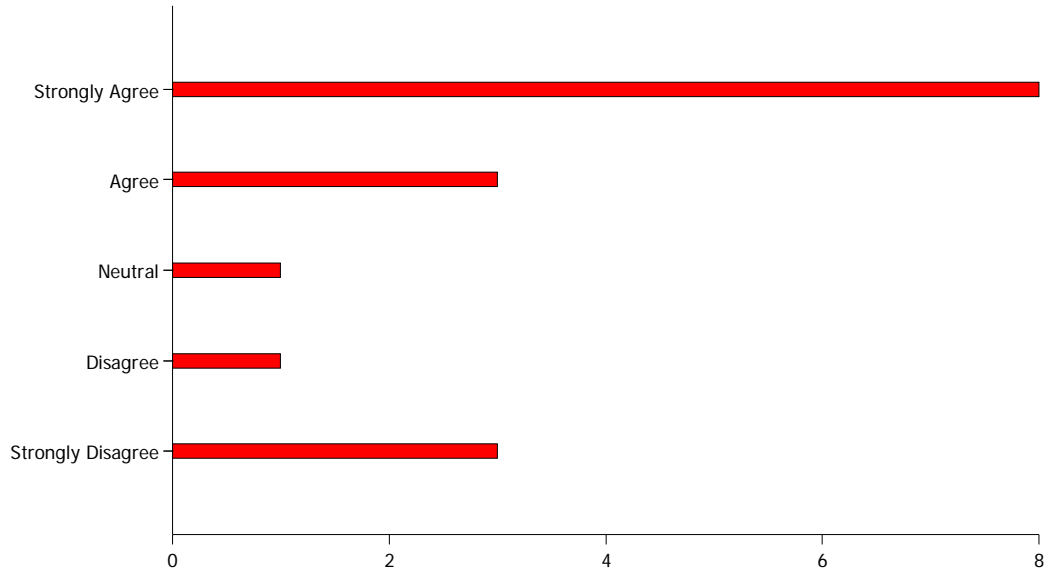
10. Learning is fun in my classroom.



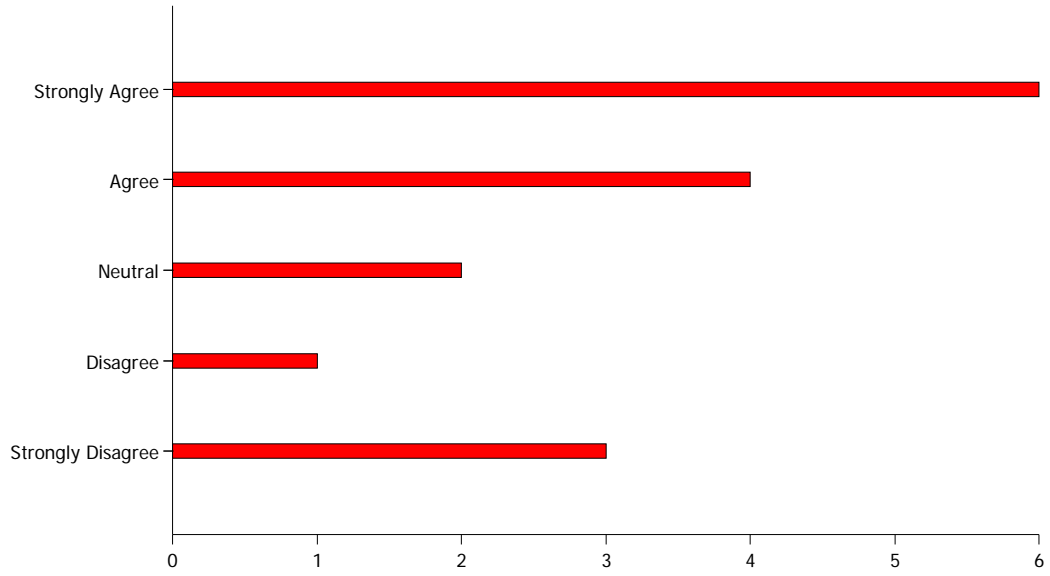
11. I feel intrinsically rewarded for doing my job well.



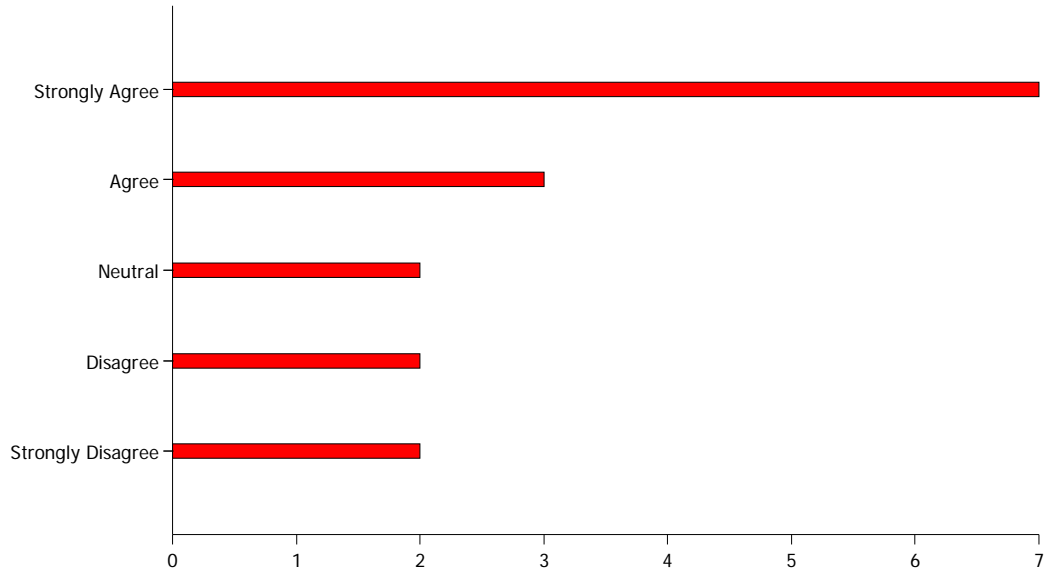
12. My administrator treats me with respect.



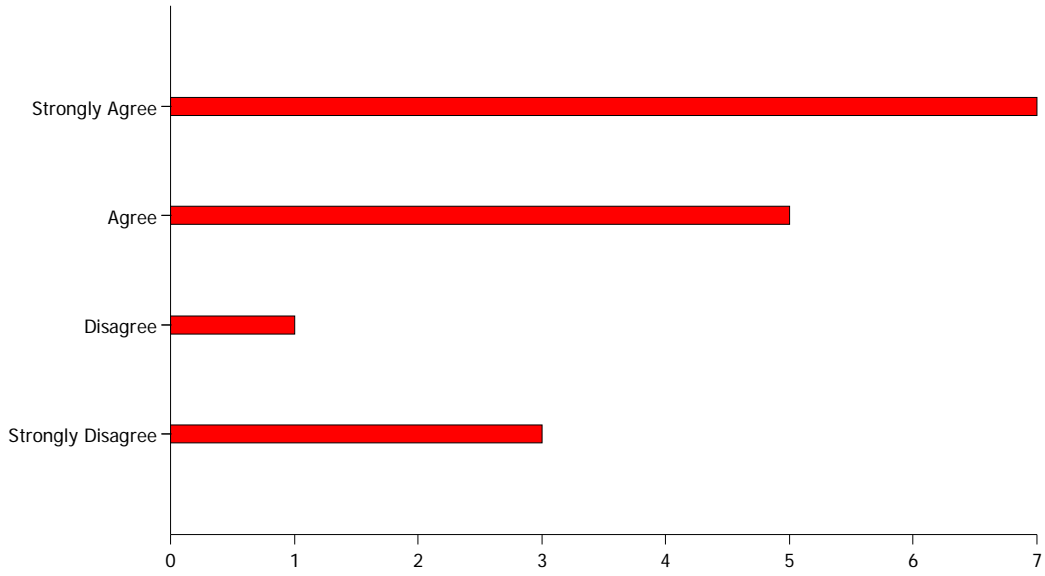
13. My administrator is an effective instructional leader.



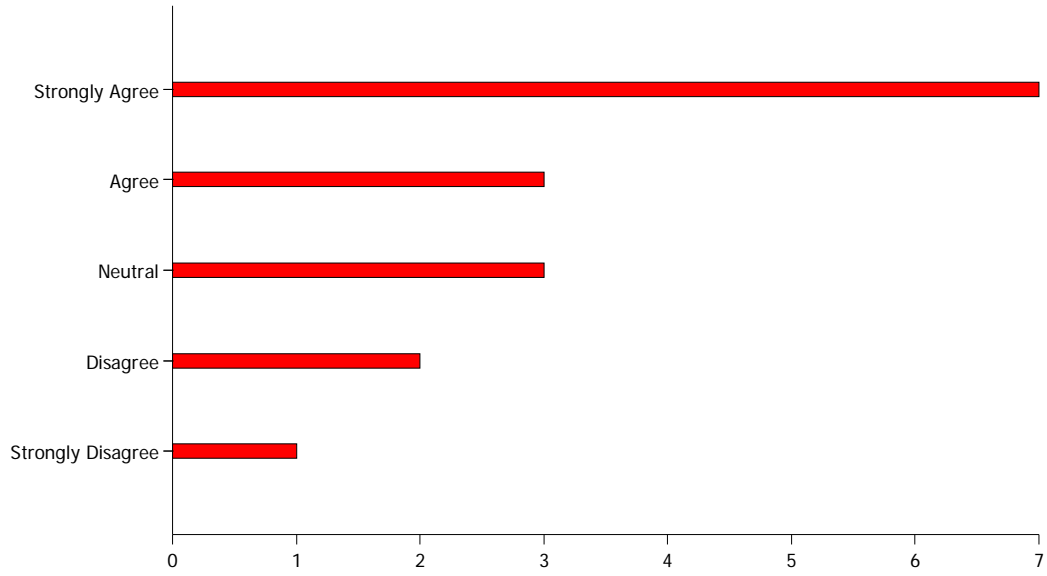
14. My administrator allows me to be an effective instructional leader.



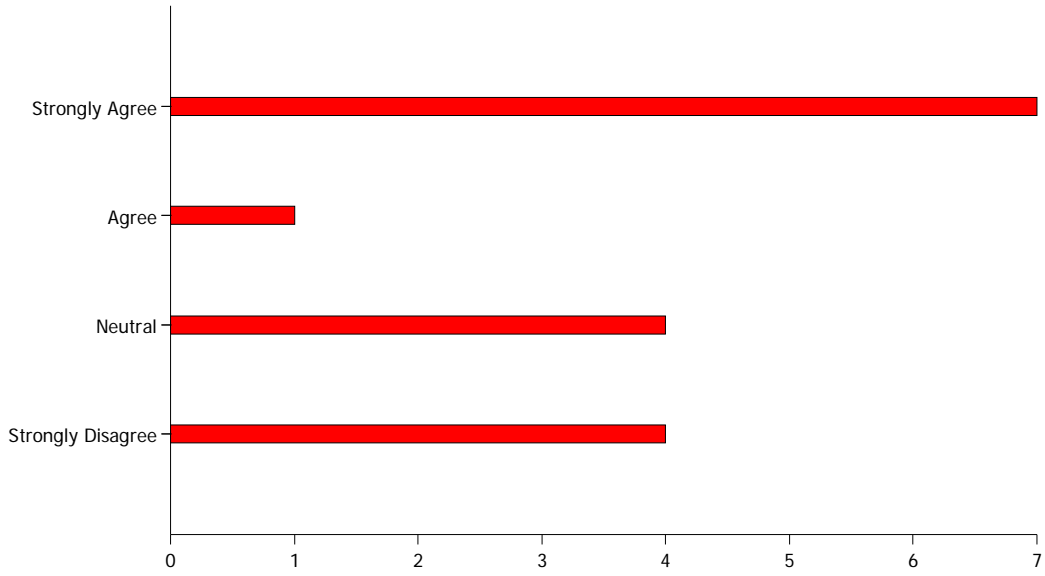
15. My administrator facilitates communication effectively.



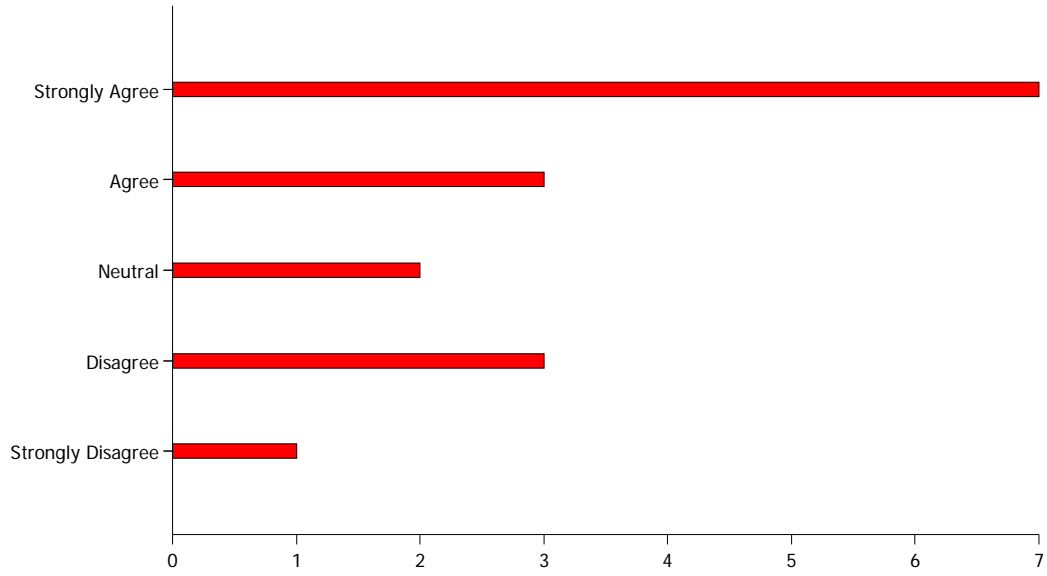
16. My administrator supports me in my work with students.



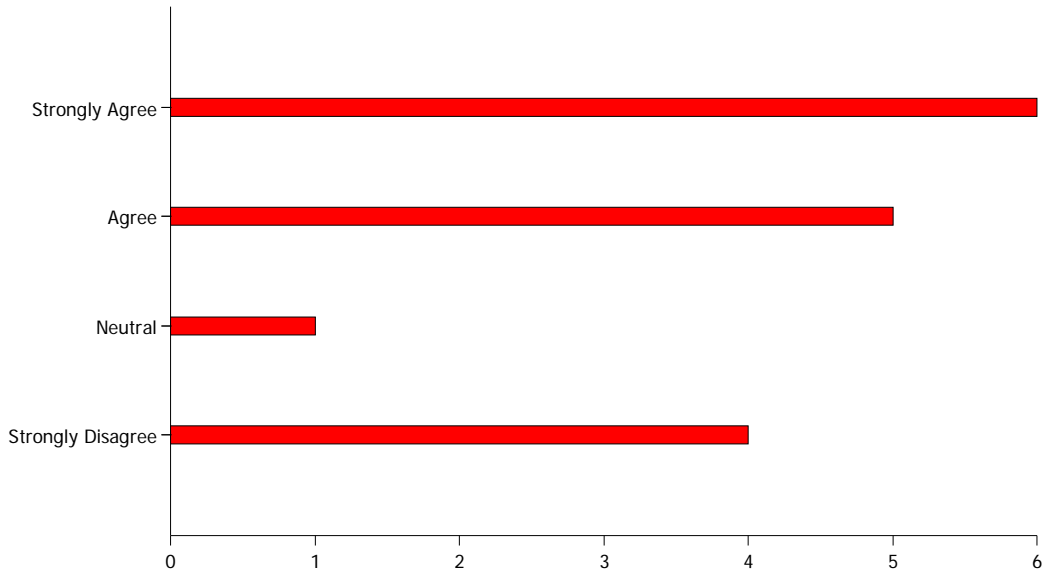
17. My administrator supports shared decision-making.



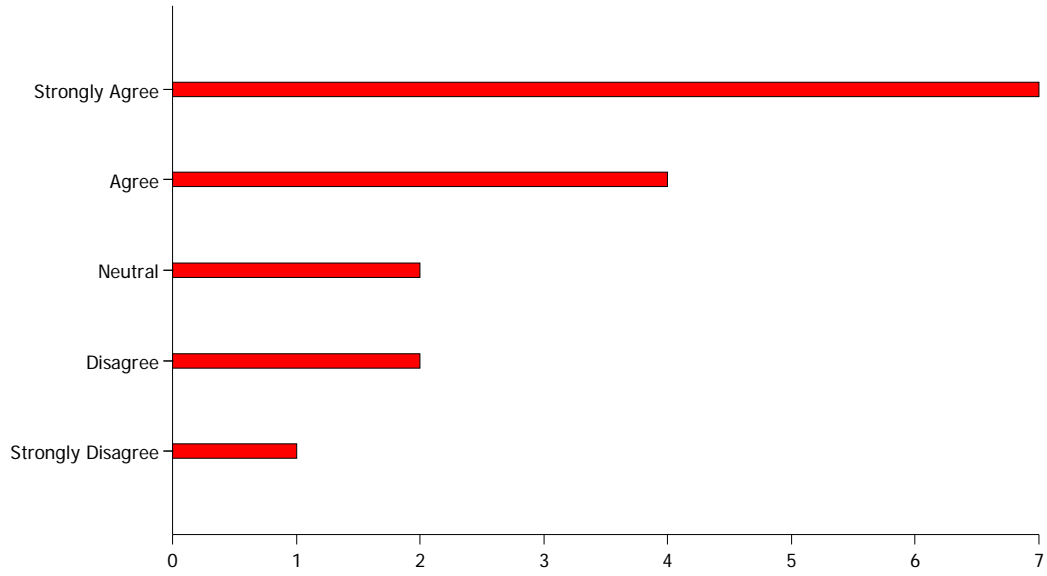
18. My administrator is effective in helping us reach our vision.



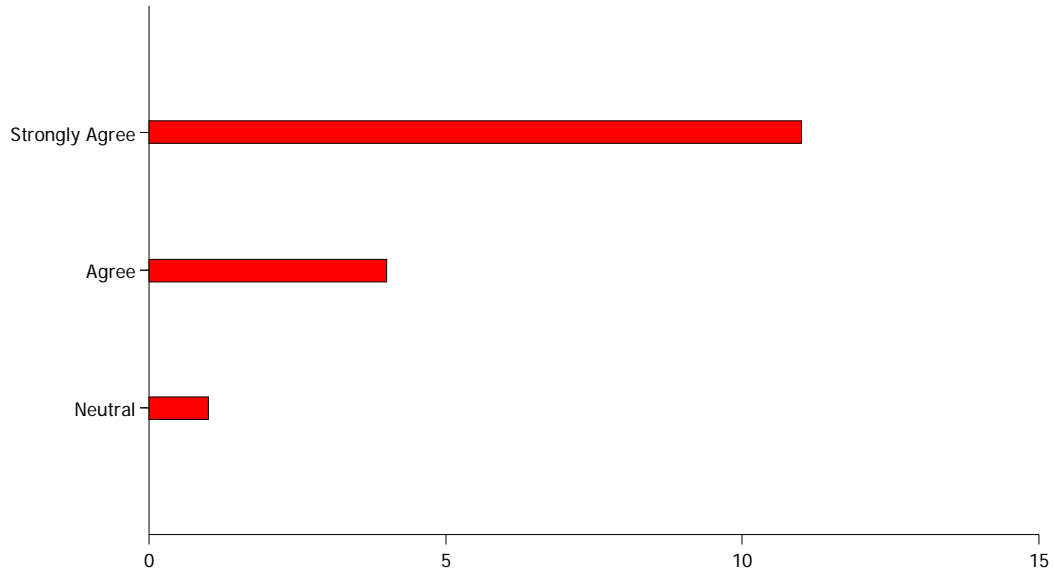
19. I have the opportunity to think for myself, not just carry out instructions.



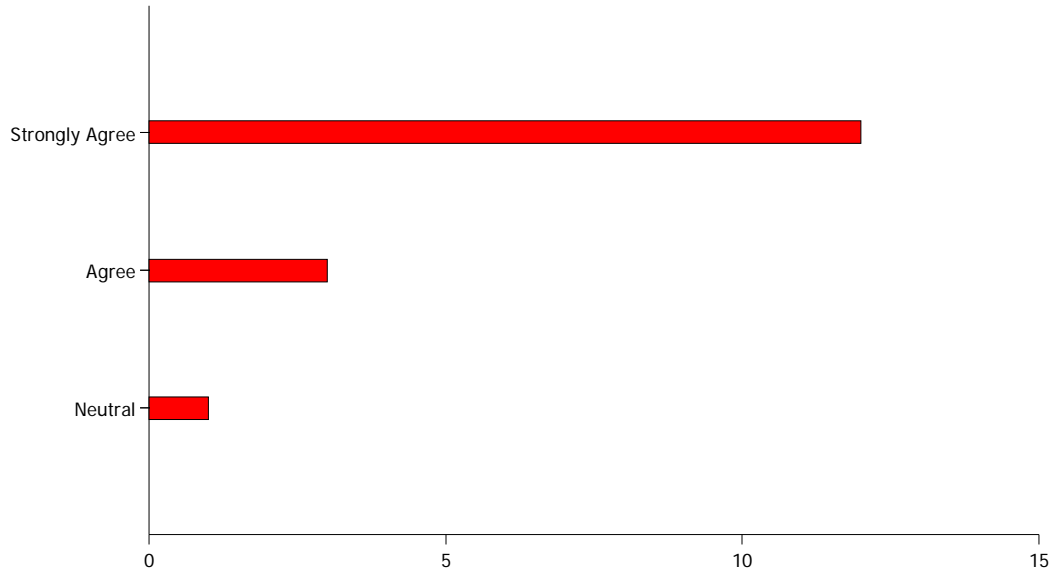
20. I have the opportunity to develop my skills.



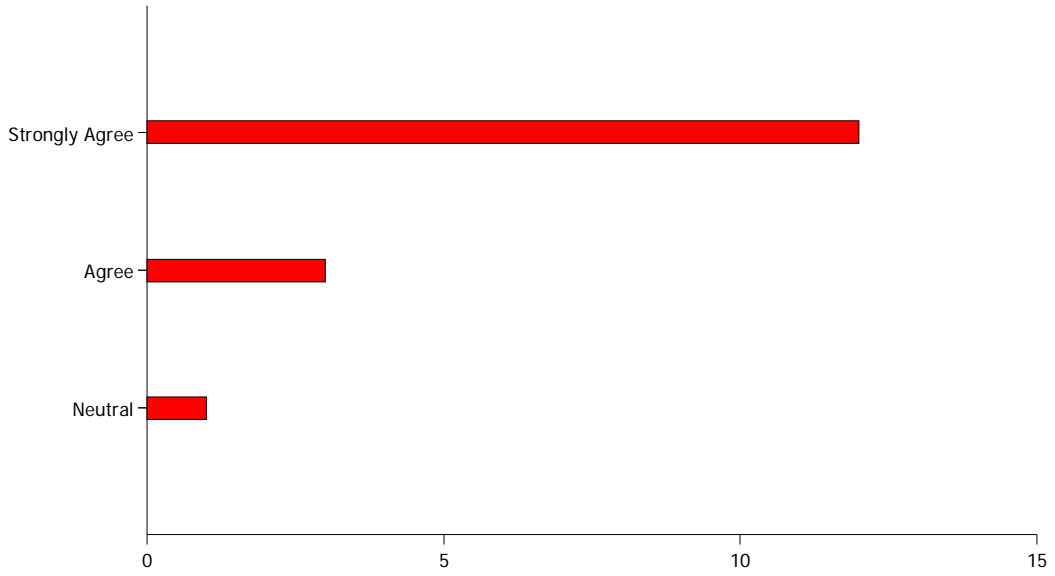
21. I love seeing the results of my work with students.



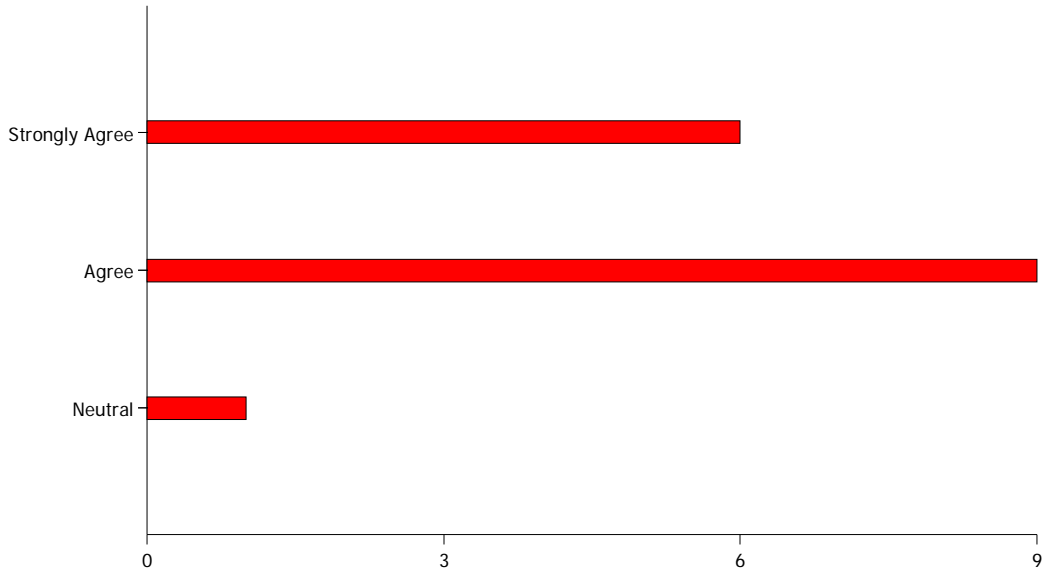
22. I believe every student can learn.



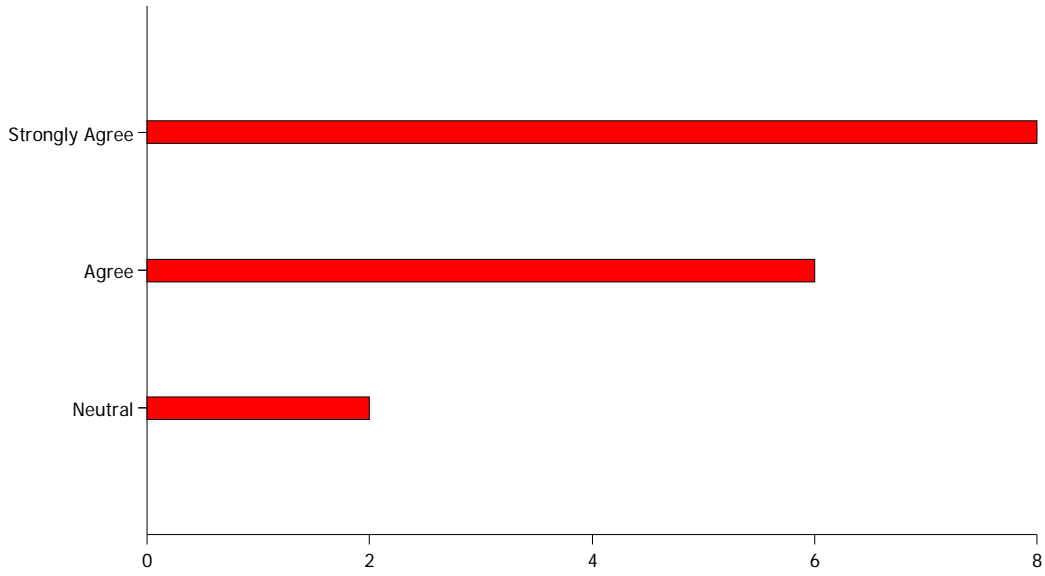
23. I love to teach.



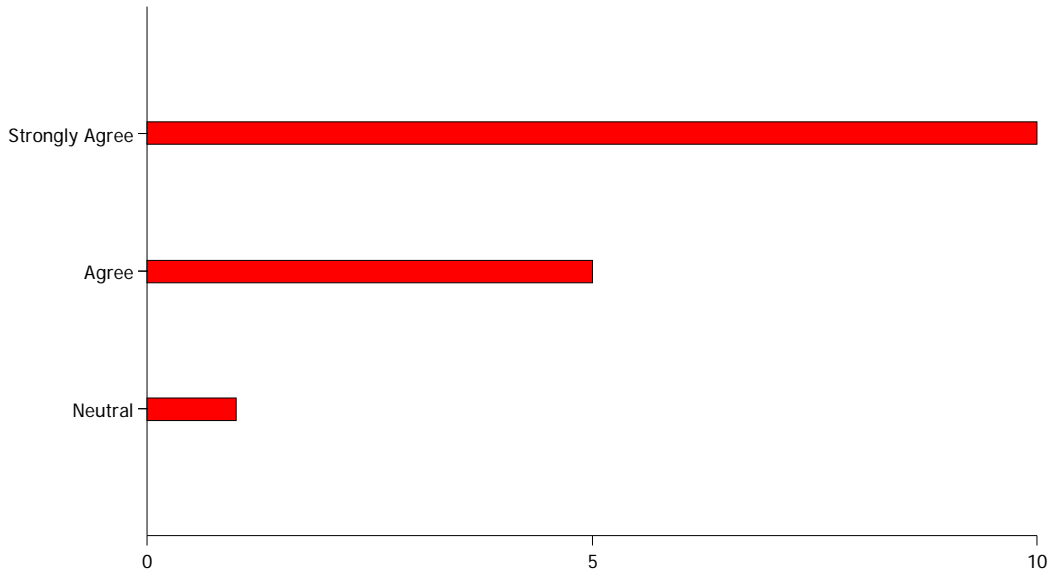
24. I work effectively with special education students.



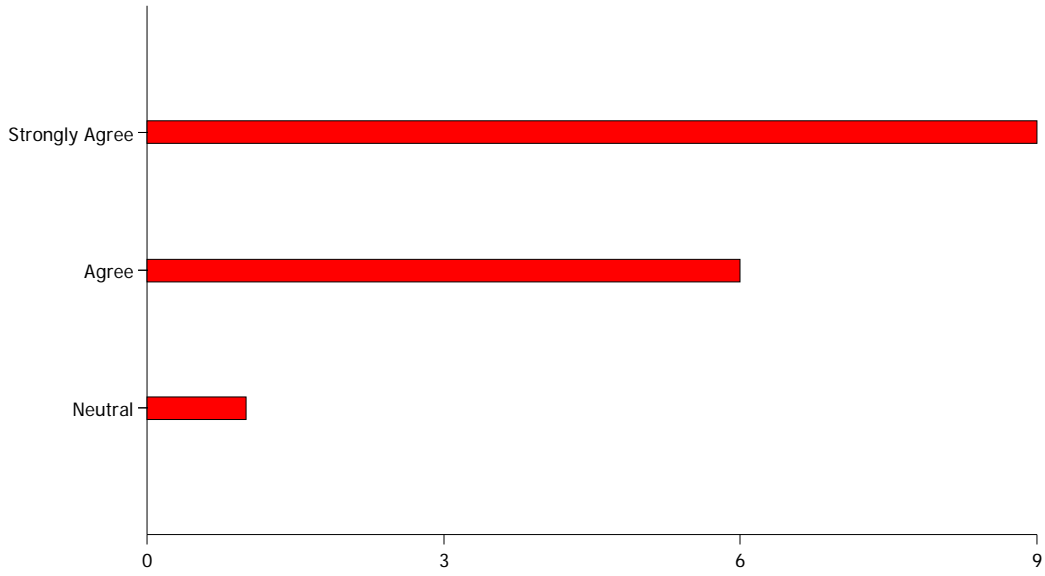
25. I work effectively with limited English speaking students.



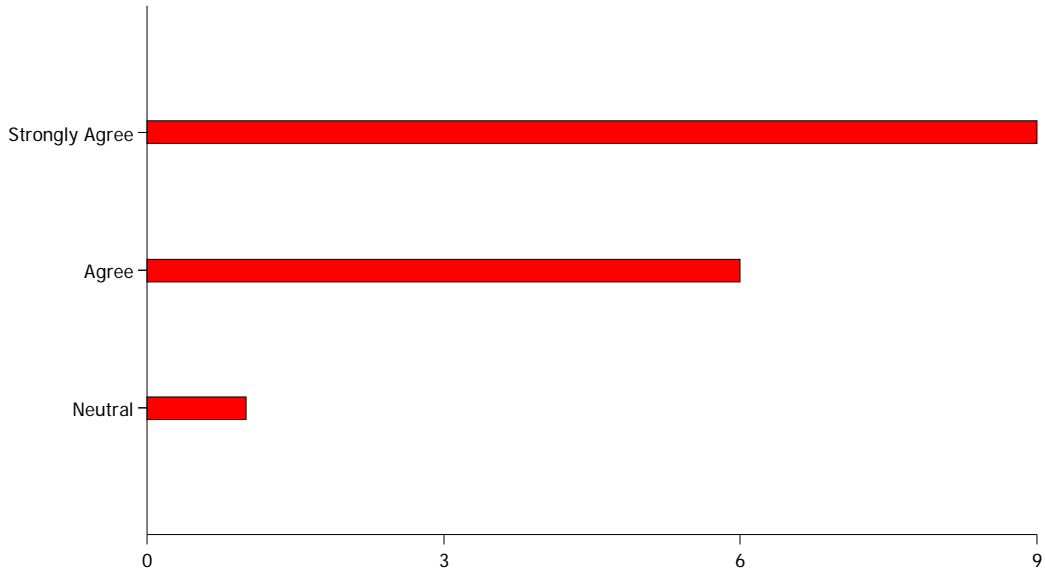
26. I work effectively with an ethnically/racially diverse population of students.



27. I work effectively with heterogeneously grouped classes.

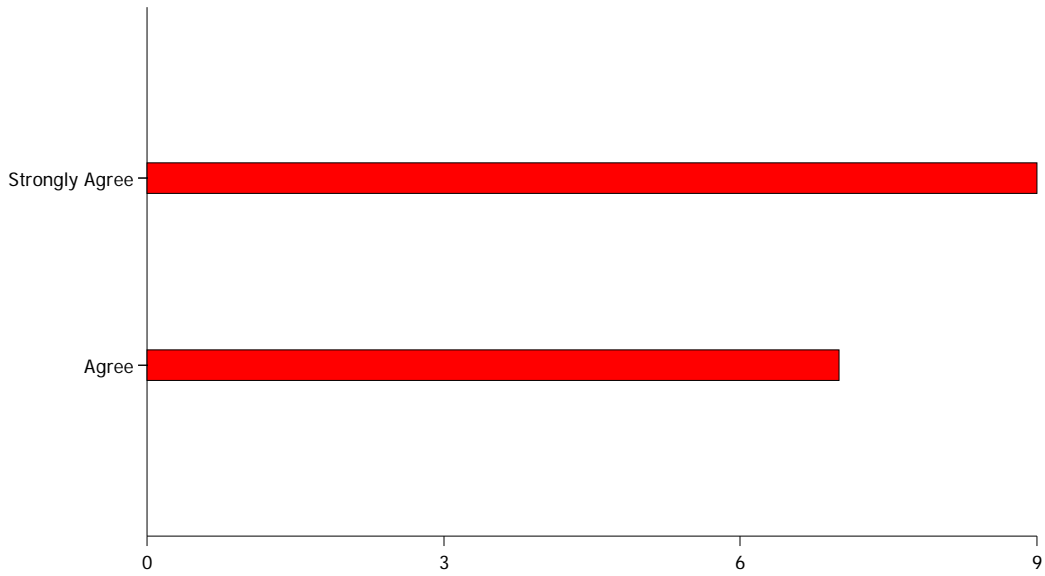


28. I work effectively with low-achieving students.

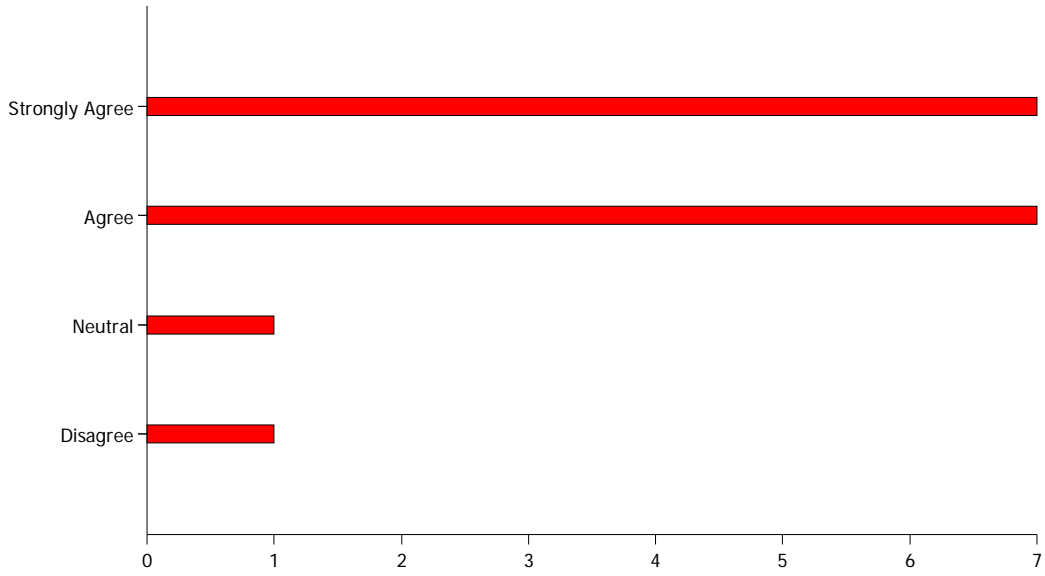


Section - I believe student achievement can increase through:

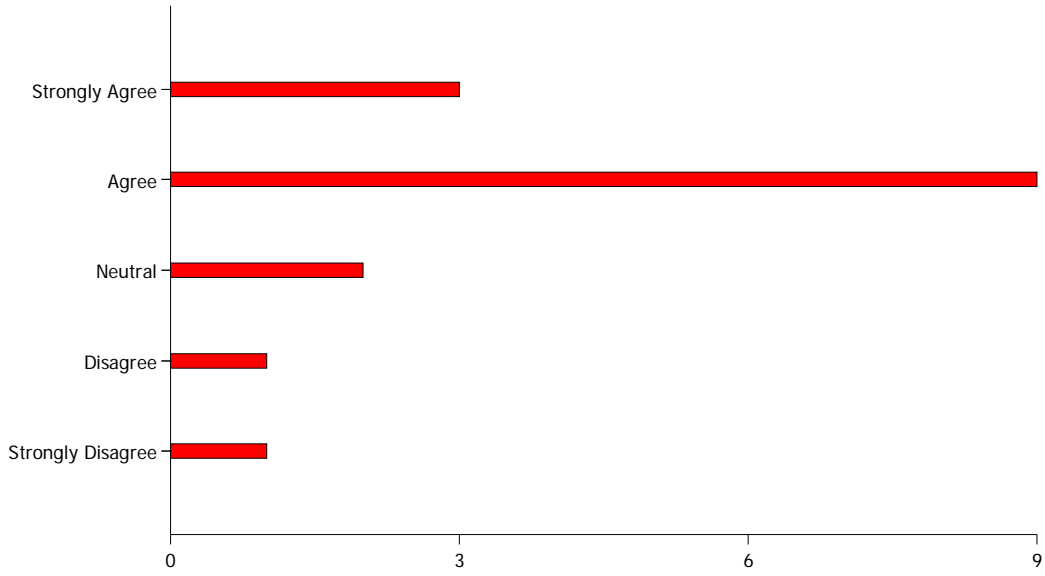
29. differentiating instruction.



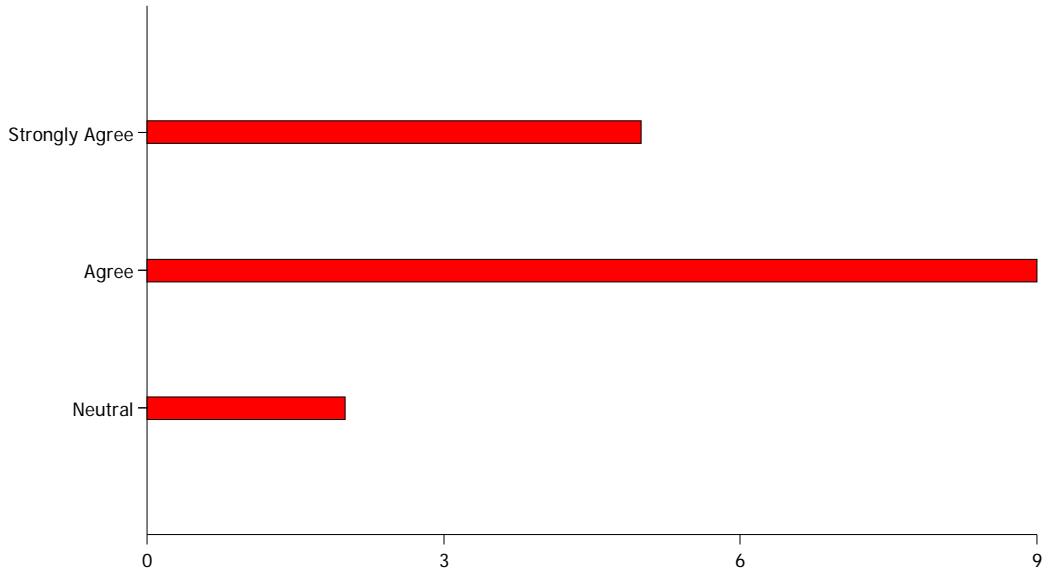
30. effective professional development related to our vision.



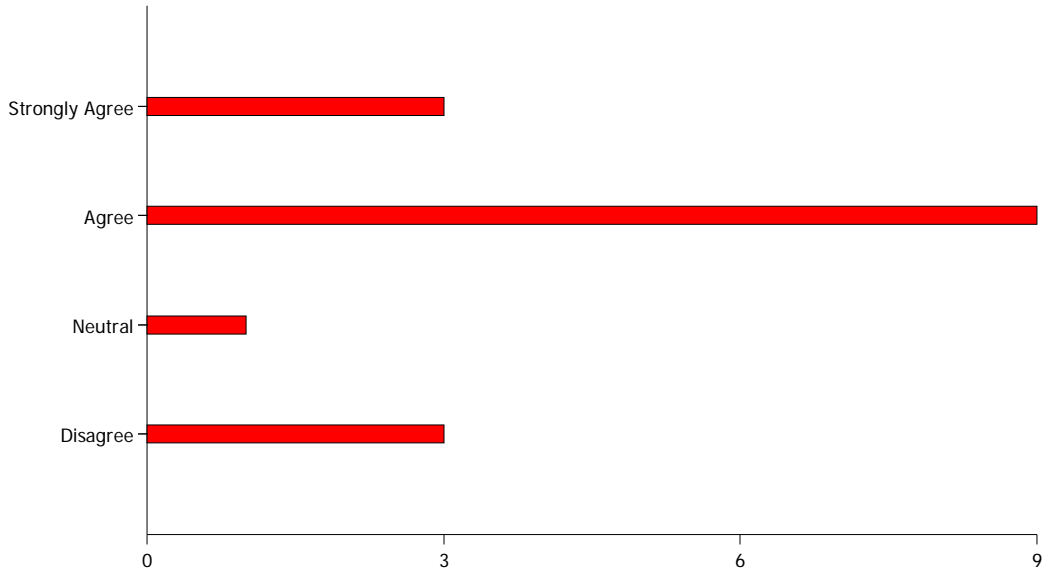
31. teaching to the state standards.



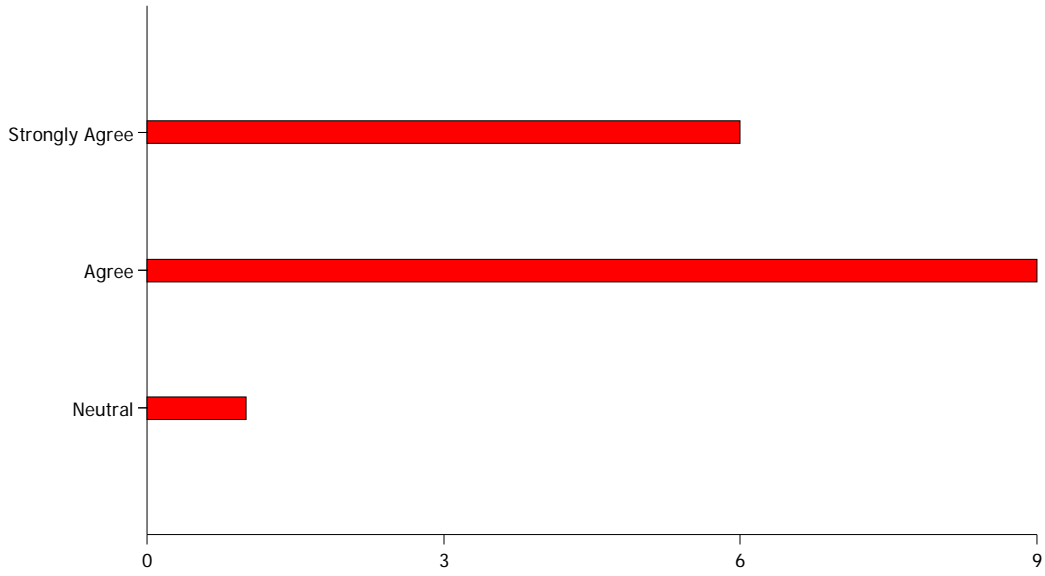
32. student self-assessment.



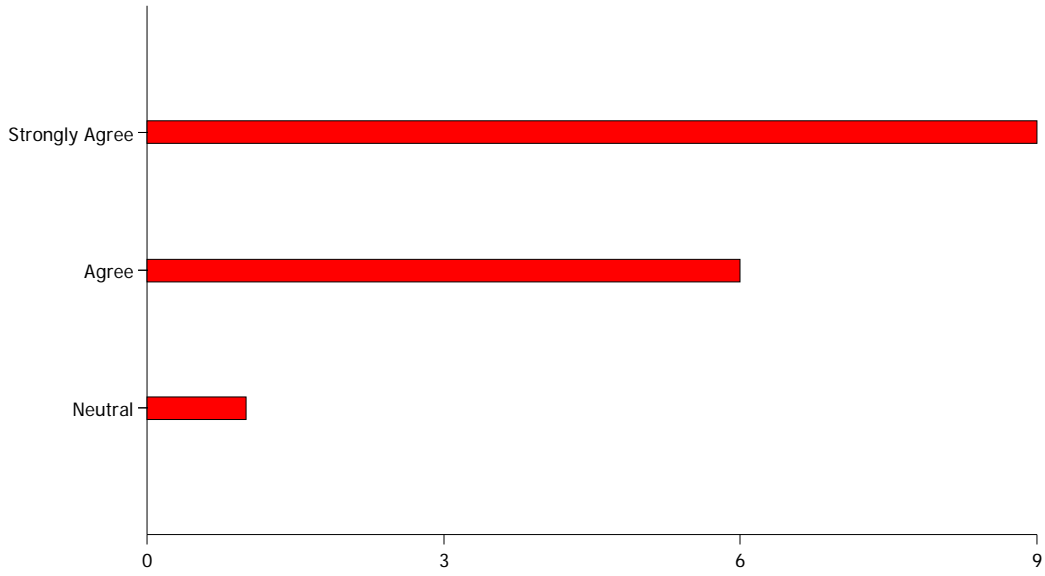
33. using ongoing student assessments related to state standards.



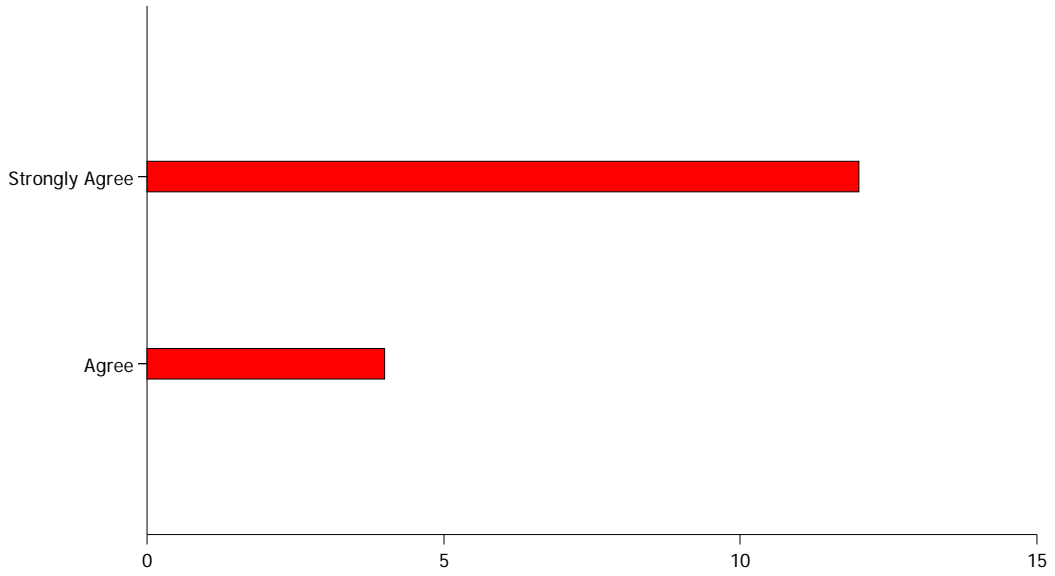
34. teacher use of student achievement data.



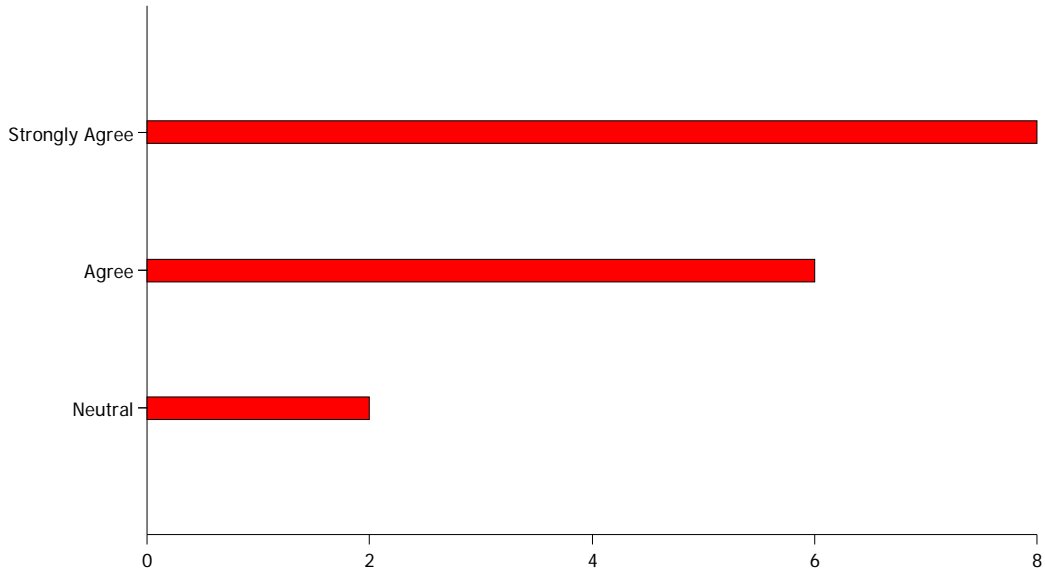
35. the use of computers.



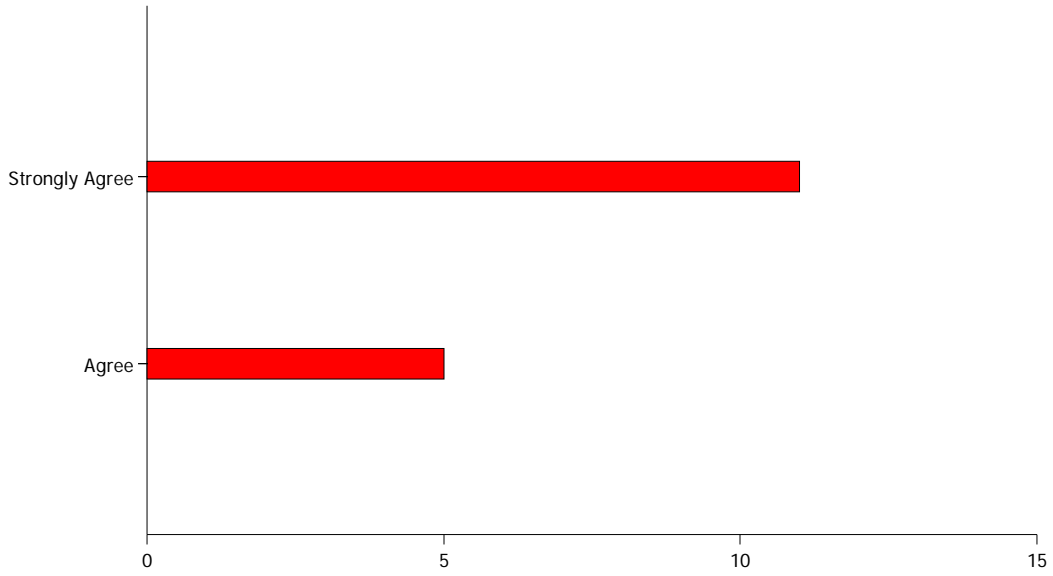
36. providing a threat-free environment.



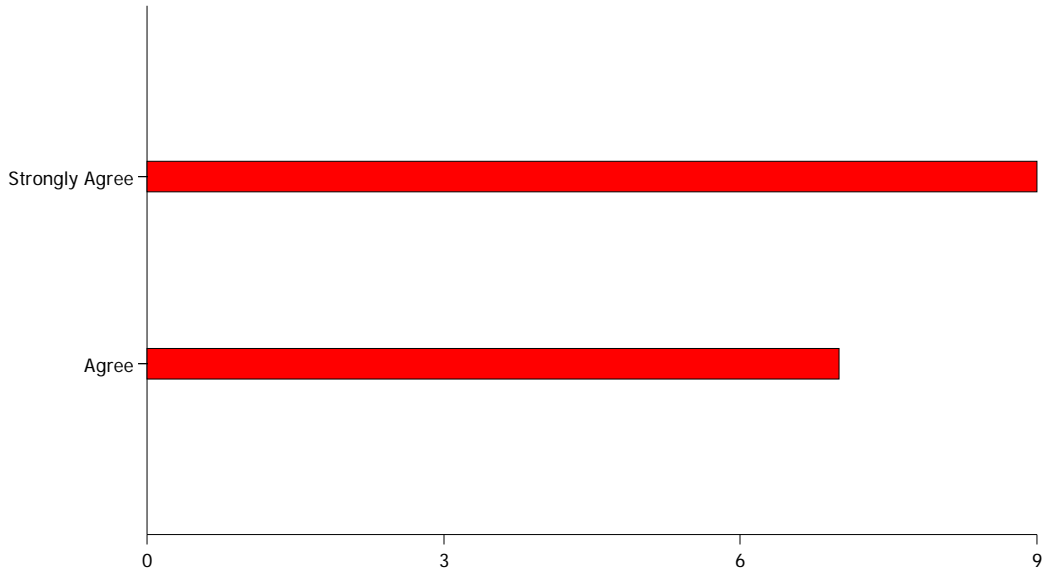
37. close personal relationships between students and teacher.



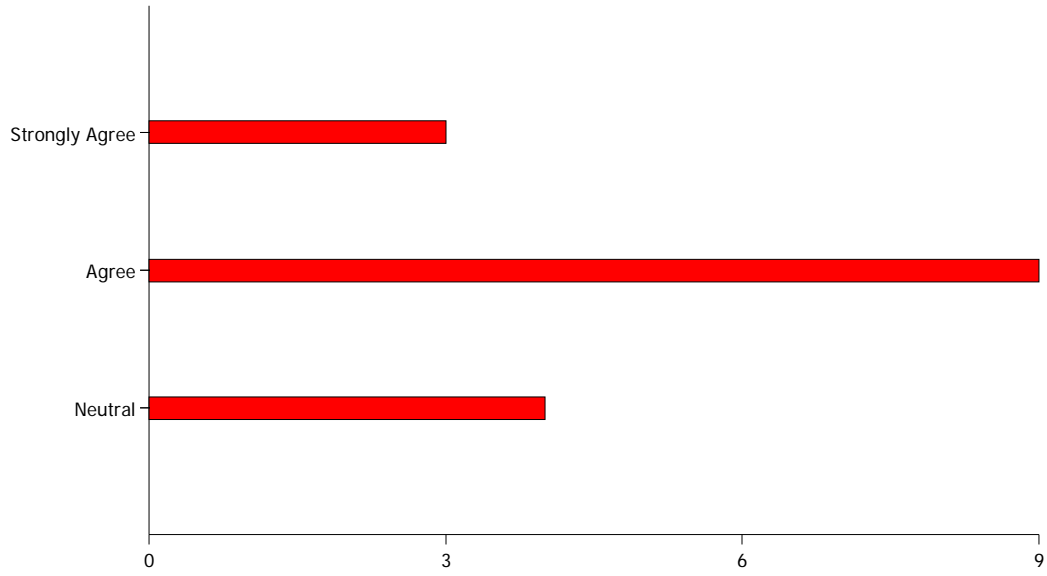
38. addressing student learning styles.



39. effective parent involvement.

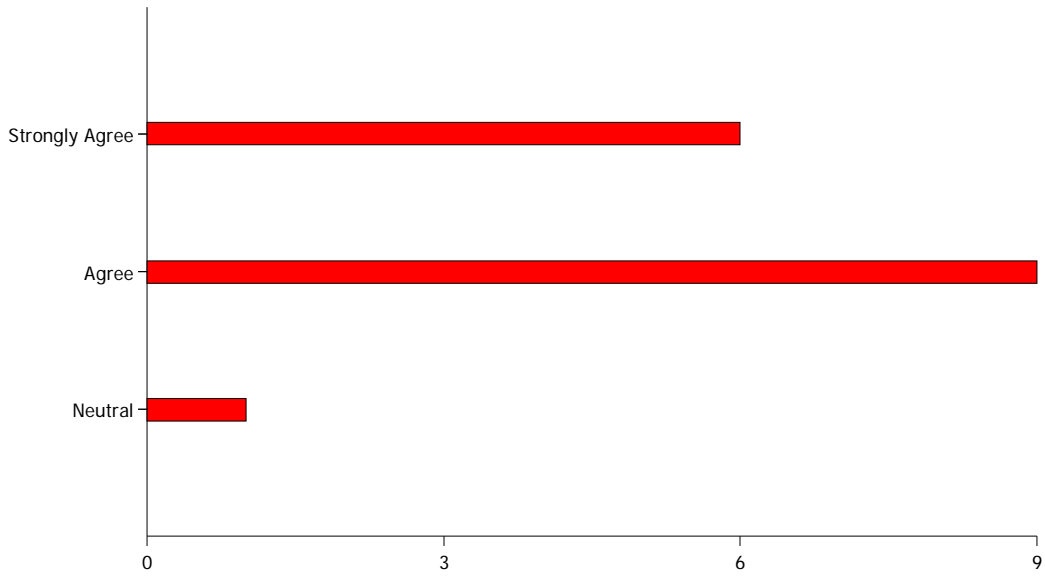


40. partnerships with business.

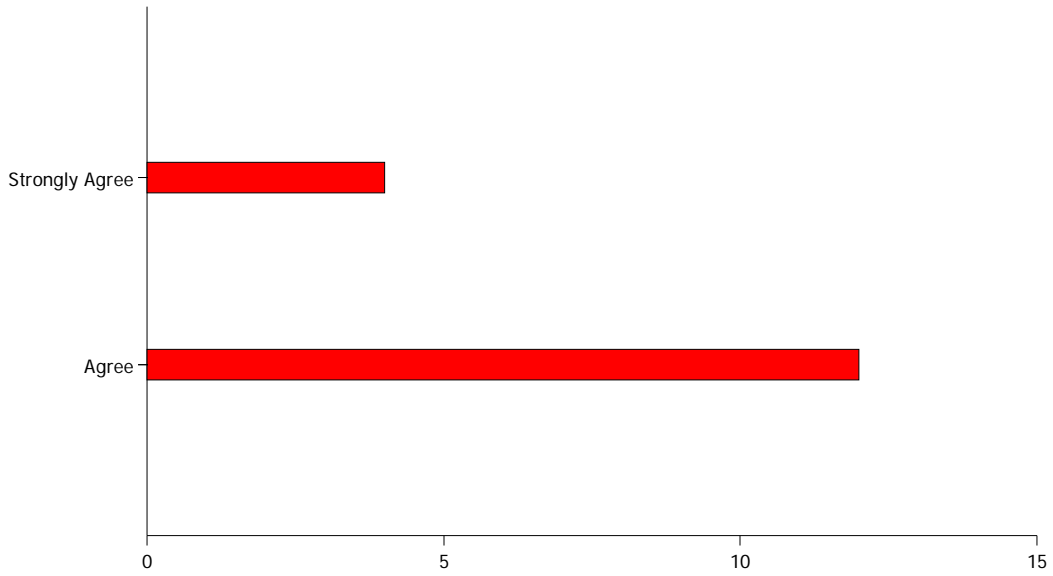


Section - Your Opinion (continued)

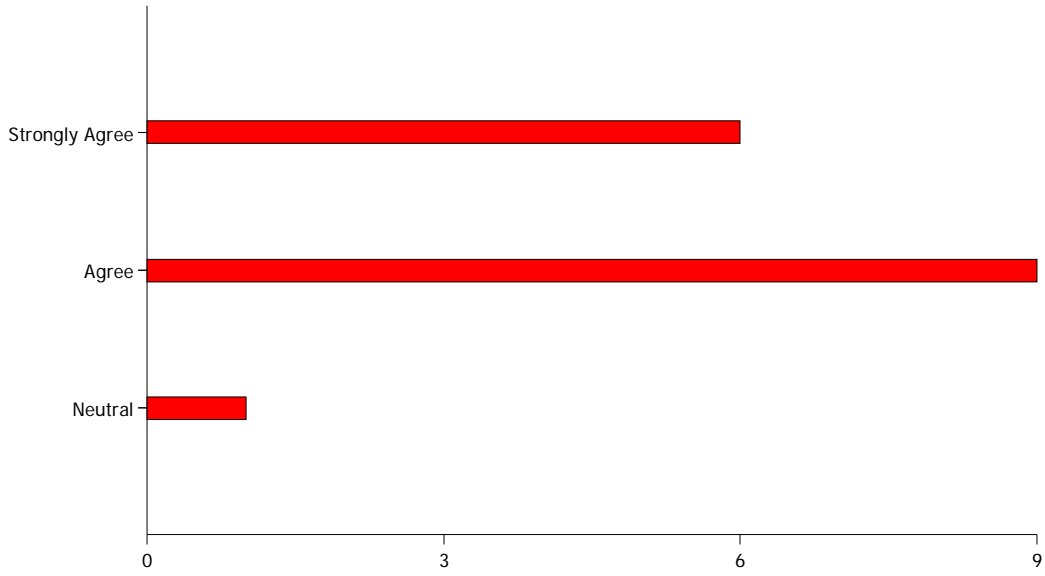
41. The instructional program at this school is challenging.



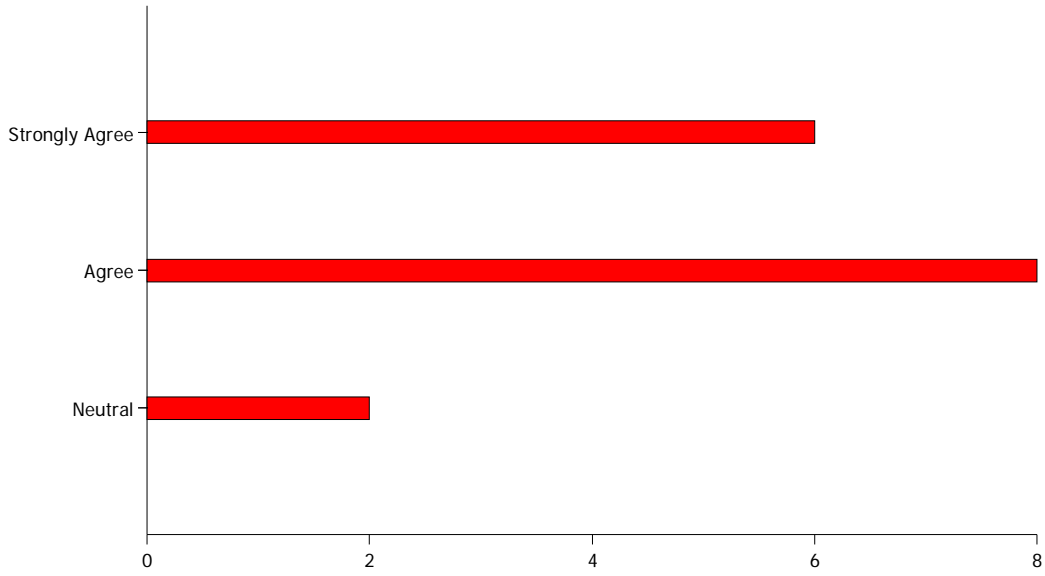
42. This school provides an atmosphere where every student can succeed.



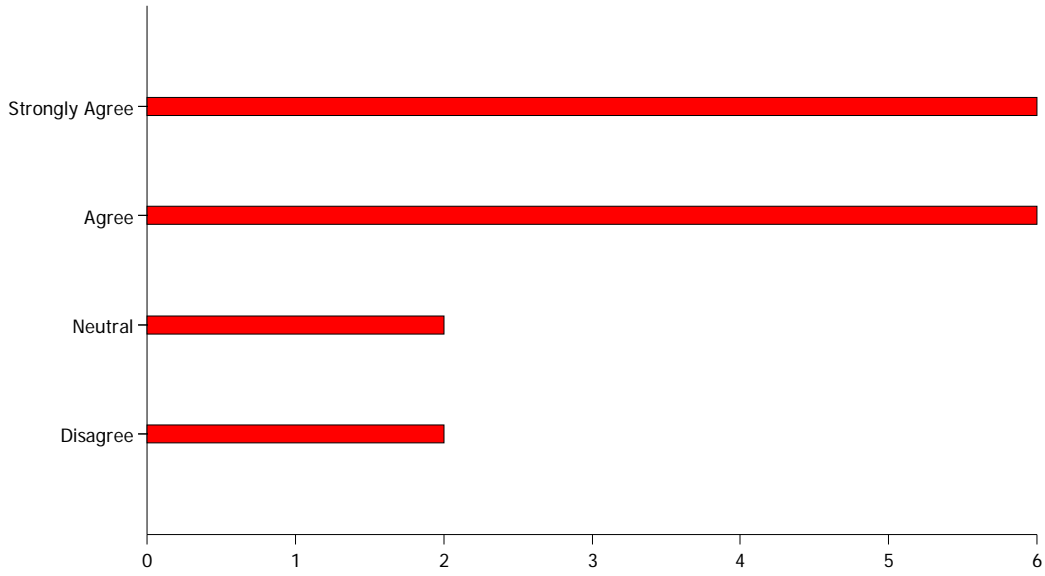
43. Quality work is expected of all students at this school.



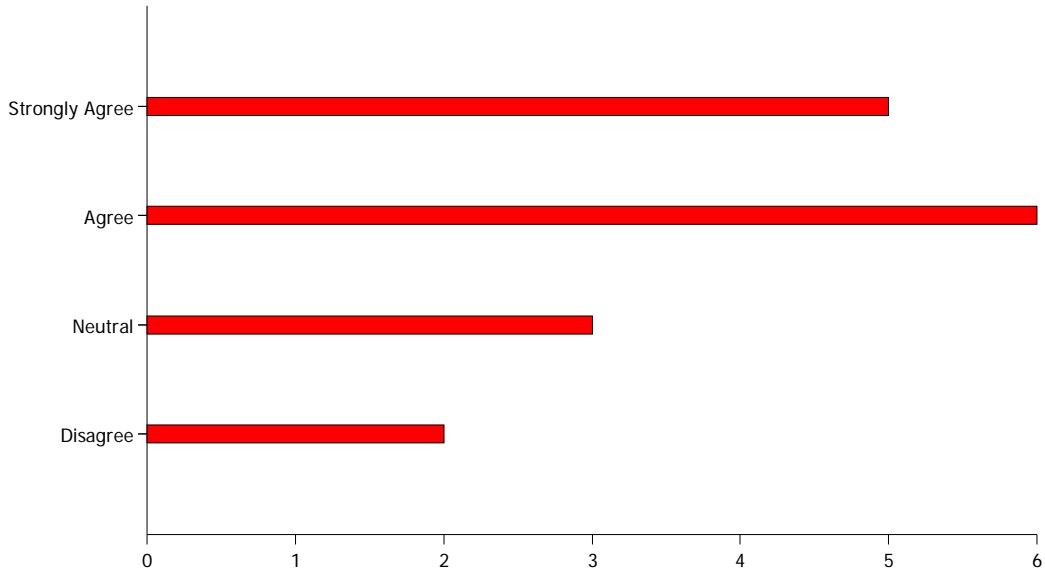
44. Quality work is expected of me.



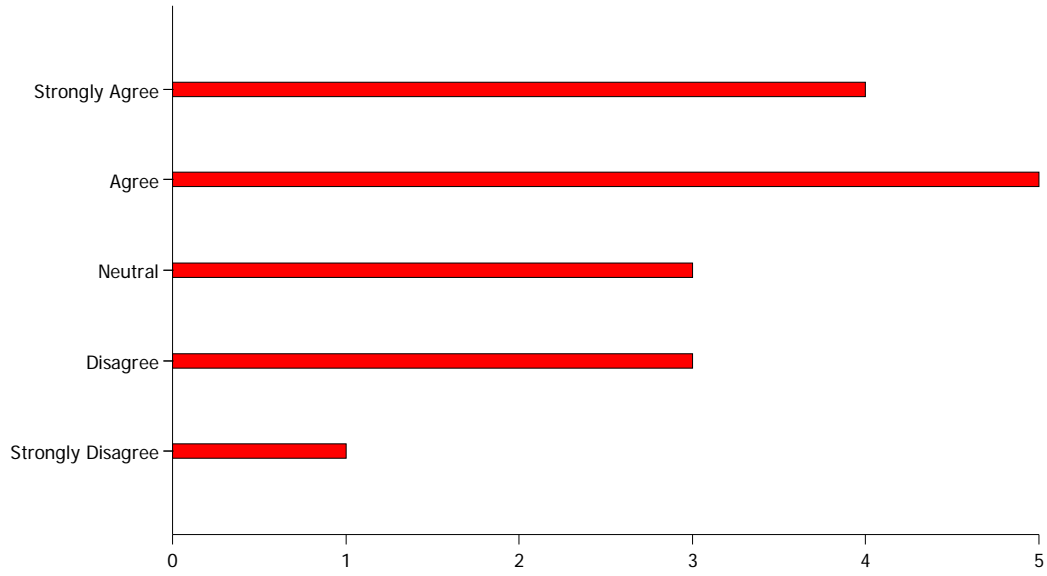
45. Quality work is expected of all the adults working at this school.



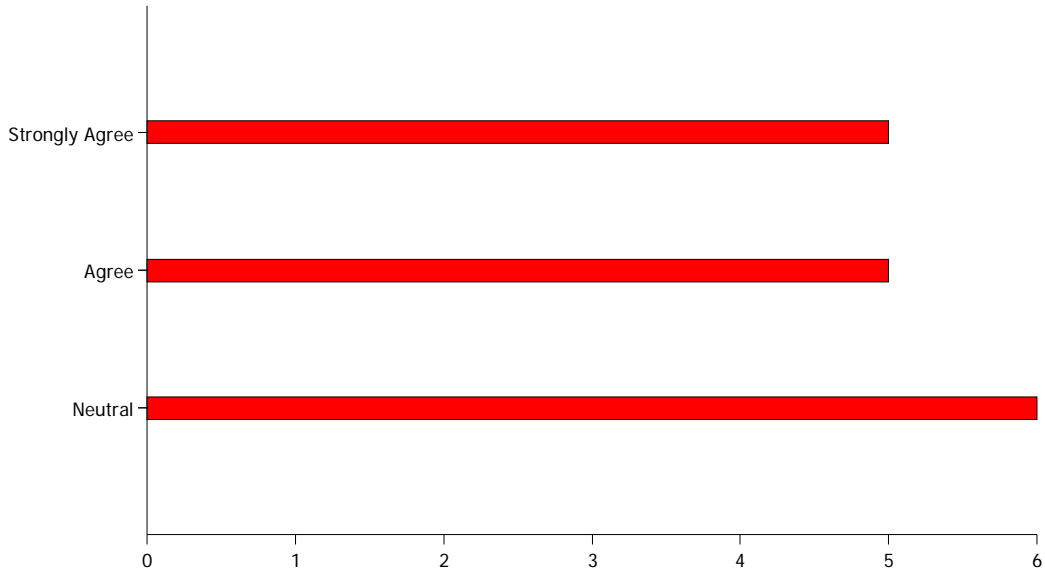
46. The vision for this school is clear.



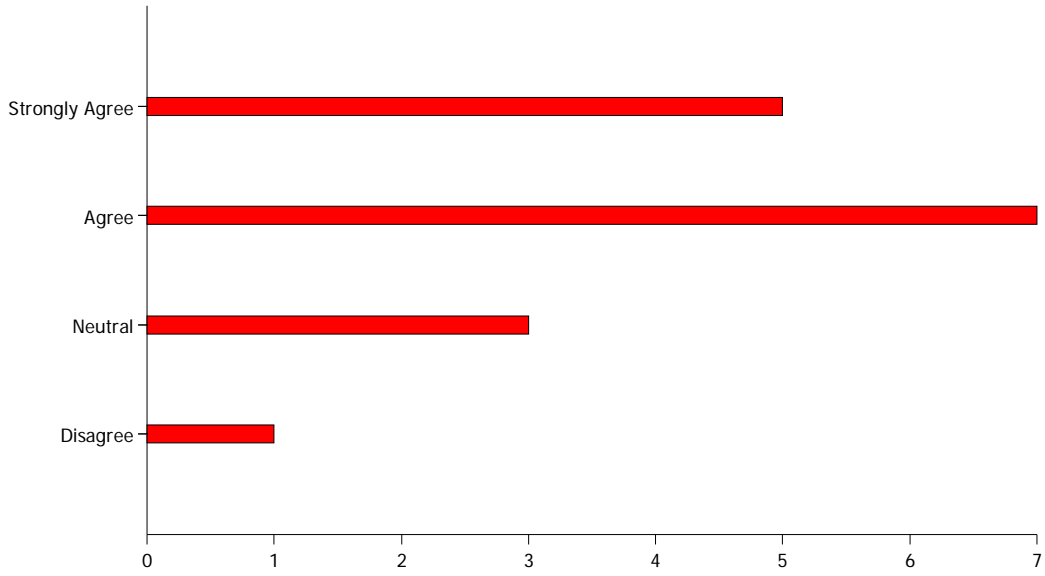
47. The vision for this school is shared.



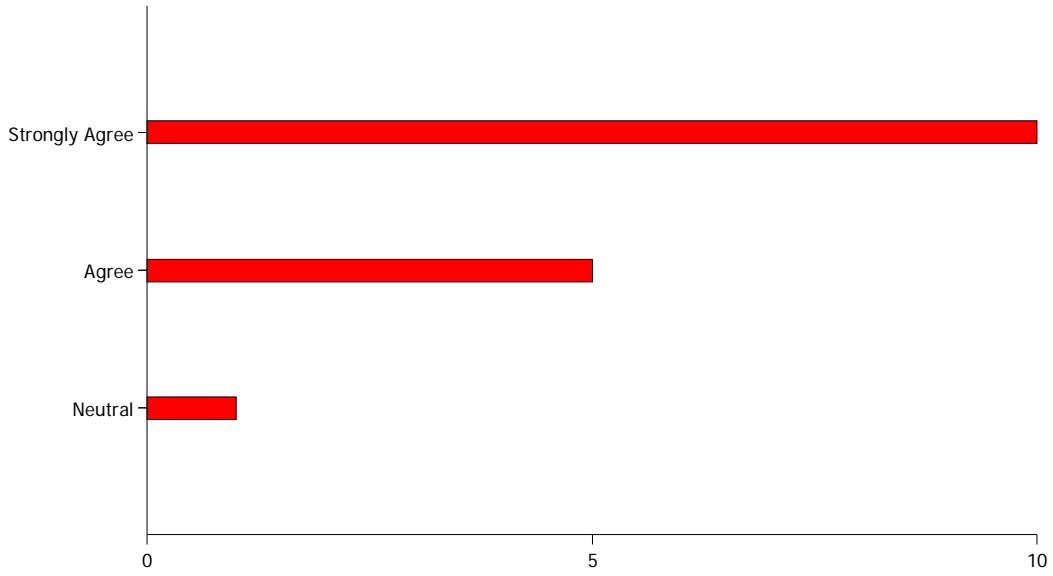
48. We have an action plan in place that can get us to our vision.



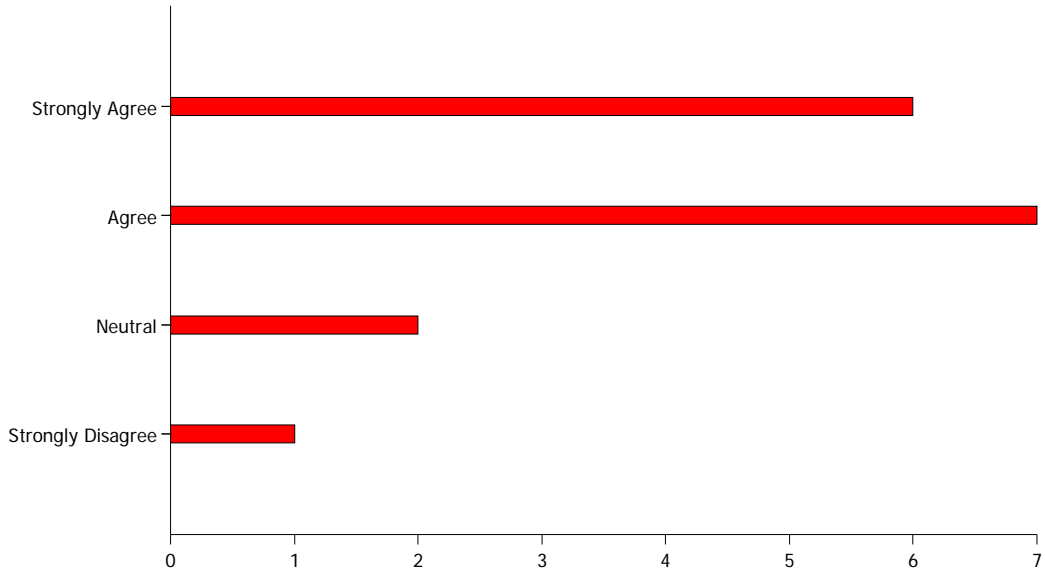
49. This school has a good public image.



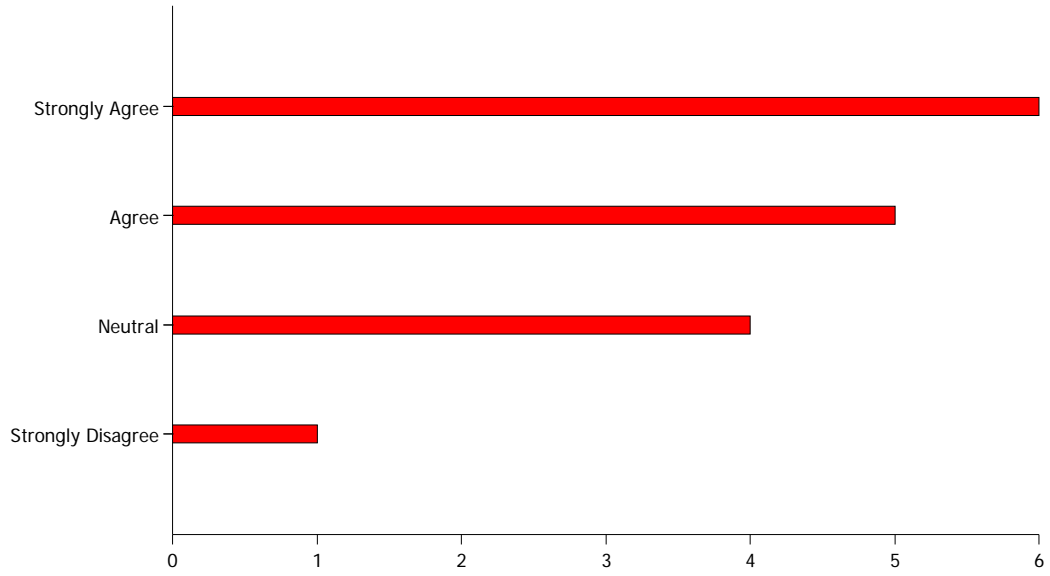
50. I think it is important to communicate often with parents.



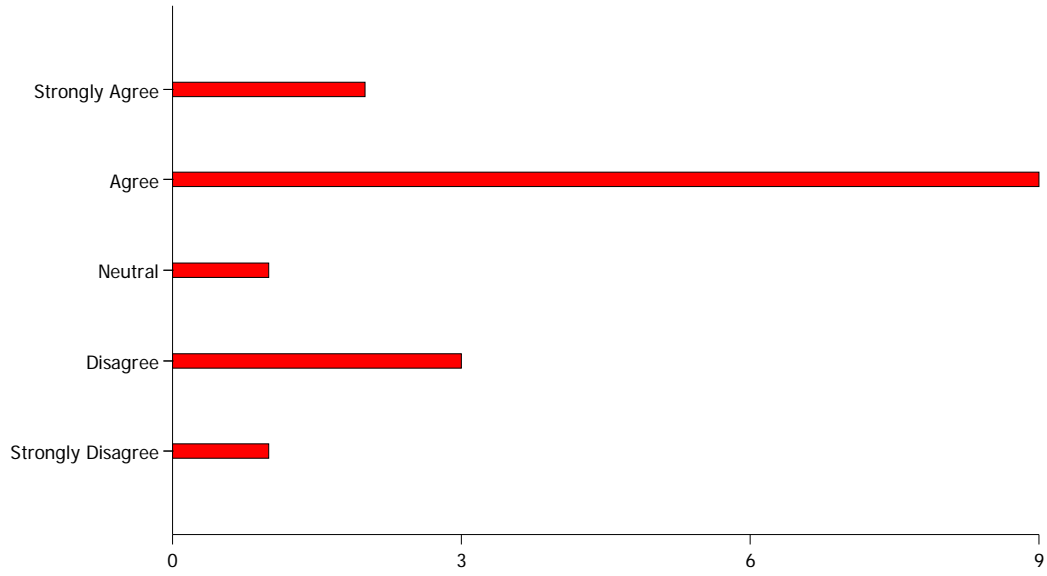
51. I communicate with parents often about their child's progress.



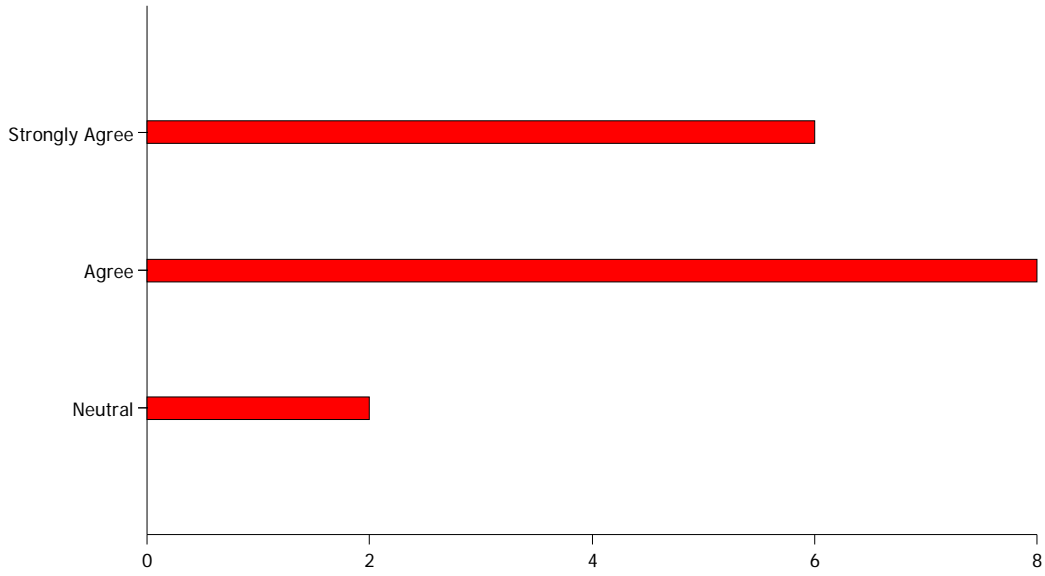
52. I communicate with parents often about class activities.



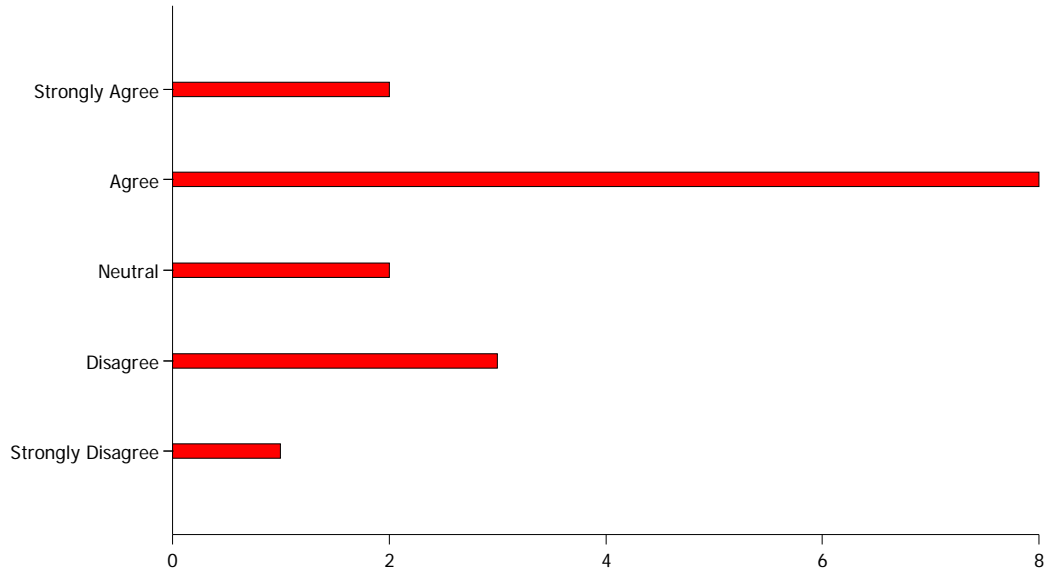
53. Morale is high on the part of teachers.



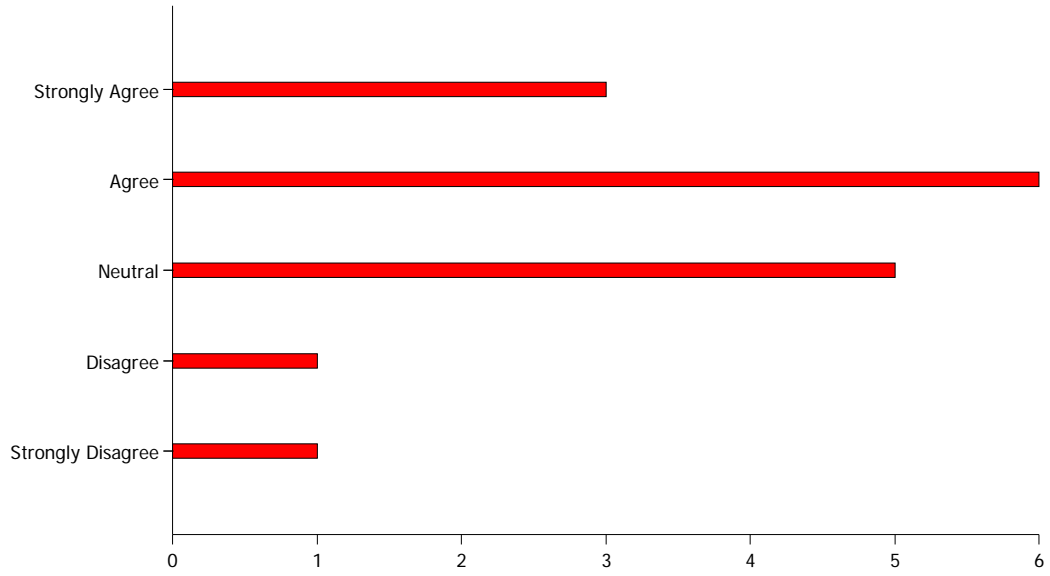
54. Morale is high on the part of students.



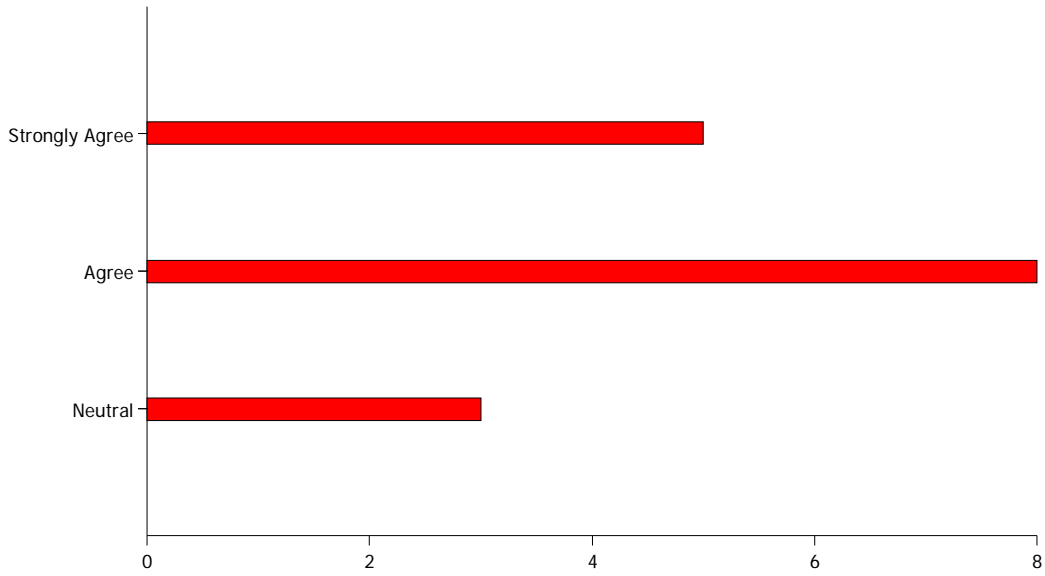
55. Morale is high on the part of support staff.



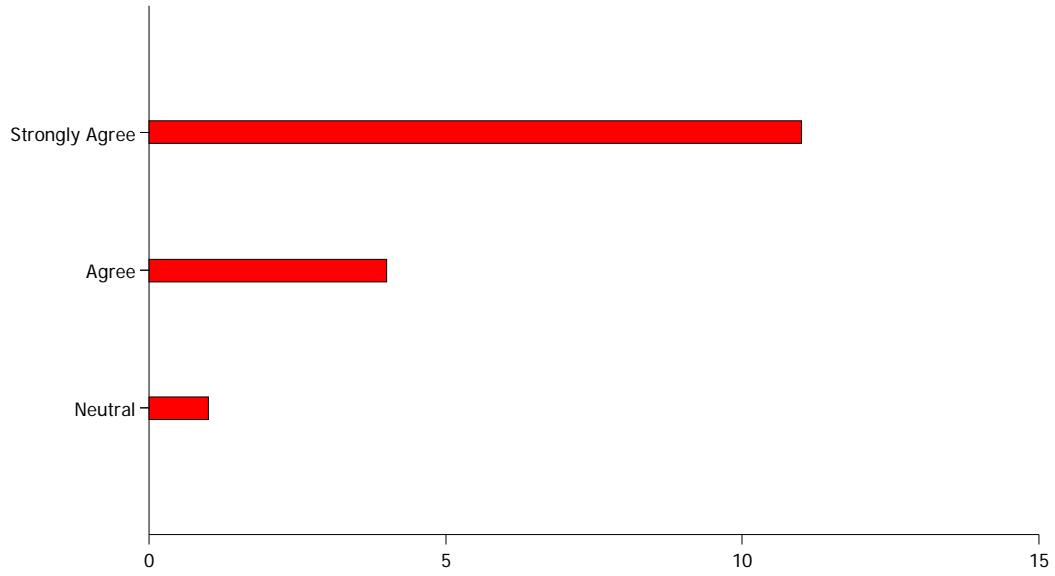
56. Morale is high on the part of administrators.



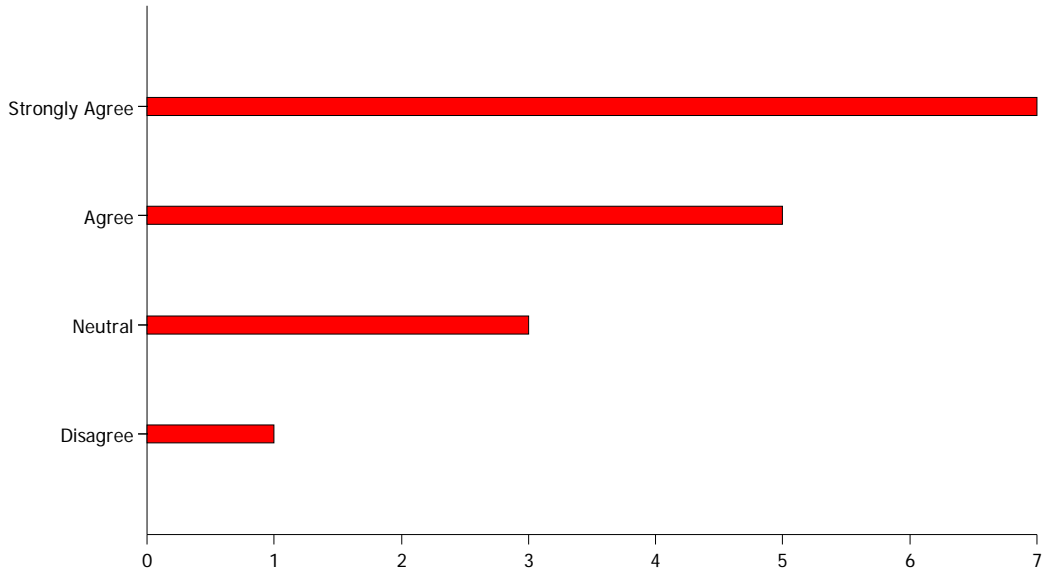
57. Teachers in this school communicate with each other to make student learning consistent across grades.



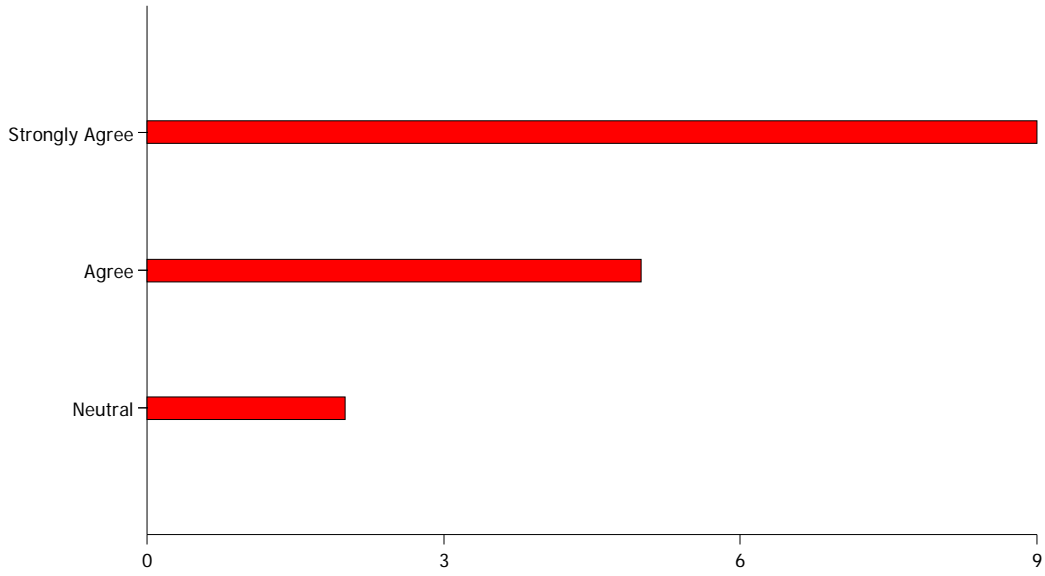
58. I am clear about what my job is at this school.



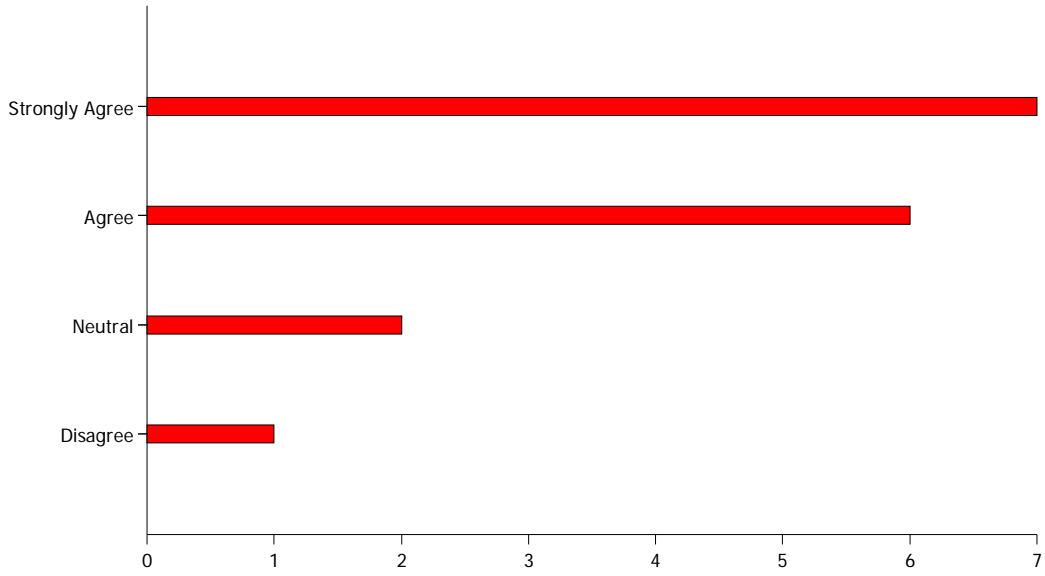
59. I feel that others are clear about what my job is at this school.



60. The student outcomes for my class(es) are clear to me.



61. The student outcomes for my class(es) are clear to my students.



Using Filter: Q1 Irving Kindergarten Center

Count	Percent	Response	(Optimal responses indicated with bold text)	5/14/2010
--------------	----------------	-----------------	--	------------------

1. I work at:

16	100.00%	Irving Kindergarten Center
----	---------	----------------------------

2. In this school, I feel like I belong.

7	43.75%	Agree
5	31.25%	Strongly Agree
3	18.75%	Disagree
1	6.25%	Strongly Disagree

3. I feel that the staff cares about me.

7	43.75%	Agree
5	31.25%	Neutral
4	25.00%	Strongly Agree

4. I feel recognized for good work.

8	50.00%	Agree
4	25.00%	Disagree
3	18.75%	Strongly Agree
1	6.25%	Strongly Disagree

5. I work with people who treat me with respect.

7	43.75%	Agree
5	31.25%	Strongly Agree
3	18.75%	Neutral
1	6.25%	Disagree

6. I work with people who listen if I have ideas about doing things better.

5	31.25%	Agree
4	25.00%	Strongly Agree
3	18.75%	Neutral
3	18.75%	Strongly Disagree
1	6.25%	Disagree

7. I love working at this school.

8	50.00%	Agree
4	25.00%	Strongly Agree
2	12.50%	Disagree
2	12.50%	Neutral

8. I feel that learning can be fun.

12	75.00%	Strongly Agree
4	25.00%	Agree

9. I feel that learning is fun at this school.

9	56.25%	Strongly Agree
6	37.50%	Agree
1	6.25%	Neutral

Using Filter: Q1 Irving Kindergarten Center

Count	Percent	Response	(Optimal responses indicated with bold text)	5/14/2010
--------------	----------------	-----------------	--	------------------

10. Learning is fun in my classroom.

12	75.00%	Strongly Agree
3	18.75%	Agree
1	6.25%	Neutral

11. I feel intrinsically rewarded for doing my job well.

9	56.25%	Strongly Agree
6	37.50%	Agree
1	6.25%	Disagree

12. My administrator treats me with respect.

8	50.00%	Strongly Agree
3	18.75%	Agree
3	18.75%	Strongly Disagree
1	6.25%	Disagree
1	6.25%	Neutral

13. My administrator is an effective instructional leader.

6	37.50%	Strongly Agree
4	25.00%	Agree
3	18.75%	Strongly Disagree
2	12.50%	Neutral
1	6.25%	Disagree

14. My administrator allows me to be an effective instructional leader.

7	43.75%	Strongly Agree
3	18.75%	Agree
2	12.50%	Disagree
2	12.50%	Neutral
2	12.50%	Strongly Disagree

15. My administrator facilitates communication effectively.

7	43.75%	Strongly Agree
5	31.25%	Agree
3	18.75%	Strongly Disagree
1	6.25%	Disagree

16. My administrator supports me in my work with students.

7	43.75%	Strongly Agree
3	18.75%	Agree
3	18.75%	Neutral
2	12.50%	Disagree
1	6.25%	Strongly Disagree

Using Filter: Q1 Irving Kindergarten Center

Count	Percent	Response	(Optimal responses indicated with bold text)	5/14/2010
--------------	----------------	-----------------	--	------------------

17. My administrator supports shared decision-making.

7	43.75%	Strongly Agree
4	25.00%	Neutral
4	25.00%	Strongly Disagree
1	6.25%	Agree

18. My administrator is effective in helping us reach our vision.

7	43.75%	Strongly Agree
3	18.75%	Agree
3	18.75%	Disagree
2	12.50%	Neutral
1	6.25%	Strongly Disagree

19. I have the opportunity to think for myself, not just carry out instructions.

6	37.50%	Strongly Agree
5	31.25%	Agree
4	25.00%	Strongly Disagree
1	6.25%	Neutral

20. I have the opportunity to develop my skills.

7	43.75%	Strongly Agree
4	25.00%	Agree
2	12.50%	Disagree
2	12.50%	Neutral
1	6.25%	Strongly Disagree

21. I love seeing the results of my work with students.

11	68.75%	Strongly Agree
4	25.00%	Agree
1	6.25%	Neutral

22. I believe every student can learn.

12	75.00%	Strongly Agree
3	18.75%	Agree
1	6.25%	Neutral

23. I love to teach.

12	75.00%	Strongly Agree
3	18.75%	Agree
1	6.25%	Neutral

24. I work effectively with special education students.

9	56.25%	Agree
6	37.50%	Strongly Agree
1	6.25%	Neutral

Using Filter: Q1 Irving Kindergarten Center

<u>Count</u>	<u>Percent</u>	<u>Response</u>	(Optimal responses indicated with bold text)	5/14/2010
--------------	----------------	-----------------	--	-----------

25. I work effectively with limited English speaking students.				
--	--	--	--	--

8	50.00%	Strongly Agree		
6	37.50%	Agree		
2	12.50%	Neutral		

26. I work effectively with an ethnically/racially diverse population of students.				
--	--	--	--	--

10	62.50%	Strongly Agree		
5	31.25%	Agree		
1	6.25%	Neutral		

27. I work effectively with heterogeneously grouped classes.				
--	--	--	--	--

9	56.25%	Strongly Agree		
6	37.50%	Agree		
1	6.25%	Neutral		

28. I work effectively with low-achieving students.				
---	--	--	--	--

9	56.25%	Strongly Agree		
6	37.50%	Agree		
1	6.25%	Neutral		

29. differentiating instruction.				
----------------------------------	--	--	--	--

9	56.25%	Strongly Agree		
7	43.75%	Agree		

30. effective professional development related to our vision.				
---	--	--	--	--

7	43.75%	Agree		
7	43.75%	Strongly Agree		
1	6.25%	Disagree		
1	6.25%	Neutral		

31. teaching to the state standards.				
--------------------------------------	--	--	--	--

9	56.25%	Agree		
3	18.75%	Strongly Agree		
2	12.50%	Neutral		
1	6.25%	Disagree		
1	6.25%	Strongly Disagree		

32. student self-assessment.				
------------------------------	--	--	--	--

9	56.25%	Agree		
5	31.25%	Strongly Agree		
2	12.50%	Neutral		

33. using ongoing student assessments related to state standards.				
---	--	--	--	--

9	56.25%	Agree		
3	18.75%	Disagree		
3	18.75%	Strongly Agree		
1	6.25%	Neutral		

Using Filter: Q1 Irving Kindergarten Center

Count	Percent	Response	(Optimal responses indicated with bold text)	5/14/2010
--------------	----------------	-----------------	--	------------------

34. teacher use of student achievement data.

9	56.25%	Agree
6	37.50%	Strongly Agree
1	6.25%	Neutral

35. the use of computers.

9	56.25%	Strongly Agree
6	37.50%	Agree
1	6.25%	Neutral

36. providing a threat-free environment.

12	75.00%	Strongly Agree
4	25.00%	Agree

37. close personal relationships between students and teacher.

8	50.00%	Strongly Agree
6	37.50%	Agree
2	12.50%	Neutral

38. addressing student learning styles.

11	68.75%	Strongly Agree
5	31.25%	Agree

39. effective parent involvement.

9	56.25%	Strongly Agree
7	43.75%	Agree

40. partnerships with business.

9	56.25%	Agree
4	25.00%	Neutral
3	18.75%	Strongly Agree

41. The instructional program at this school is challenging.

9	56.25%	Agree
6	37.50%	Strongly Agree
1	6.25%	Neutral

42. This school provides an atmosphere where every student can succeed.

12	75.00%	Agree
4	25.00%	Strongly Agree

43. Quality work is expected of all students at this school.

9	56.25%	Agree
6	37.50%	Strongly Agree
1	6.25%	Neutral

Using Filter: Q1 Irving Kindergarten Center

<u>Count</u>	<u>Percent</u>	<u>Response</u>	(Optimal responses indicated with bold text)	5/14/2010
--------------	----------------	-----------------	--	-----------

44. Quality work is expected of me.

8	50.00%	Agree
6	37.50%	Strongly Agree
2	12.50%	Neutral

45. Quality work is expected of all the adults working at this school.

6	37.50%	Agree
6	37.50%	Strongly Agree
2	12.50%	Disagree
2	12.50%	Neutral

46. The vision for this school is clear.

6	37.50%	Agree
5	31.25%	Strongly Agree
3	18.75%	Neutral
2	12.50%	Disagree

47. The vision for this school is shared.

5	31.25%	Agree
4	25.00%	Strongly Agree
3	18.75%	Disagree
3	18.75%	Neutral
1	6.25%	Strongly Disagree

48. We have an action plan in place that can get us to our vision.

6	37.50%	Neutral
5	31.25%	Agree
5	31.25%	Strongly Agree

49. This school has a good public image.

7	43.75%	Agree
5	31.25%	Strongly Agree
3	18.75%	Neutral
1	6.25%	Disagree

50. I think it is important to communicate often with parents.

10	62.50%	Strongly Agree
5	31.25%	Agree
1	6.25%	Neutral

51. I communicate with parents often about their child's progress.

7	43.75%	Agree
6	37.50%	Strongly Agree
2	12.50%	Neutral
1	6.25%	Strongly Disagree

Using Filter: Q1 Irving Kindergarten Center

Count	Percent	Response	(Optimal responses indicated with bold text)	5/14/2010
--------------	----------------	-----------------	--	------------------

52. I communicate with parents often about class activities.

6	37.50%	Strongly Agree
5	31.25%	Agree
4	25.00%	Neutral
1	6.25%	Strongly Disagree

53. Morale is high on the part of teachers.

9	56.25%	Agree
3	18.75%	Disagree
2	12.50%	Strongly Agree
1	6.25%	Neutral
1	6.25%	Strongly Disagree

54. Morale is high on the part of students.

8	50.00%	Agree
6	37.50%	Strongly Agree
2	12.50%	Neutral

55. Morale is high on the part of support staff.

8	50.00%	Agree
3	18.75%	Disagree
2	12.50%	Neutral
2	12.50%	Strongly Agree
1	6.25%	Strongly Disagree

56. Morale is high on the part of administrators.

6	37.50%	Agree
5	31.25%	Neutral
3	18.75%	Strongly Agree
1	6.25%	Disagree
1	6.25%	Strongly Disagree

57. Teachers in this school communicate with each other to make student learning consistent across grades.

8	50.00%	Agree
5	31.25%	Strongly Agree
3	18.75%	Neutral

58. I am clear about what my job is at this school.

11	68.75%	Strongly Agree
4	25.00%	Agree
1	6.25%	Neutral

59. I feel that others are clear about what my job is at this school.

7	43.75%	Strongly Agree
5	31.25%	Agree
3	18.75%	Neutral
1	6.25%	Disagree

Using Filter: Q1 Irving Kindergarten Center

Count **Percent** **Response** (Optimal responses indicated with bold text)

5/14/2010

60. The student outcomes for my class(es) are clear to me.

9	56.25%	Strongly Agree
5	31.25%	Agree
2	12.50%	Neutral

61. The student outcomes for my class(es) are clear to my students.

7	43.75%	Strongly Agree
6	37.50%	Agree
2	12.50%	Neutral
1	6.25%	Disagree